



TXPS-1080-M12-24V Series

EN50155 8-port unmanaged PoE Ethernet switch with 8x10/100/500Base-T(X) P.S.E., M12 connector, 24VDC power input

Features

- Leading EN50155-compliant Ethernet switch for rolling stock application
- Provide 8x10/100/500Base-T(X) PoE (P.S.E.) ports
- Supports IEEE 802.3at compliant PoE with maximum 30Watts per port
- Support dual power inputs for power redundancy
- Built-in 2 sets of bypass ports (-BP2)
- Support auto-negotiation and auto-MDI/MDI-X
- Support store and forward transmission
- Support flow control
- M12 connectors to guarantee reliable operation against environmental disturbances
- Rigid IP-30 housing design
- Wall mounting enabled

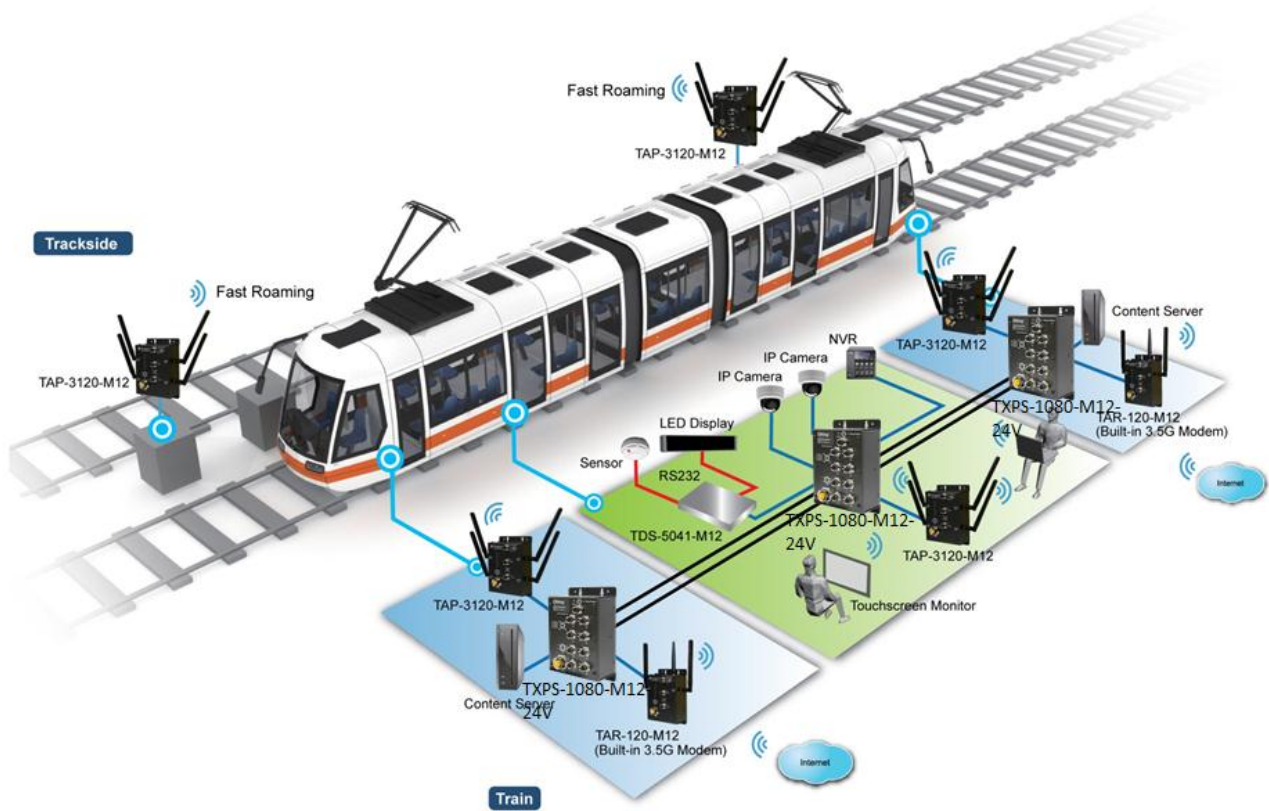


Introduction

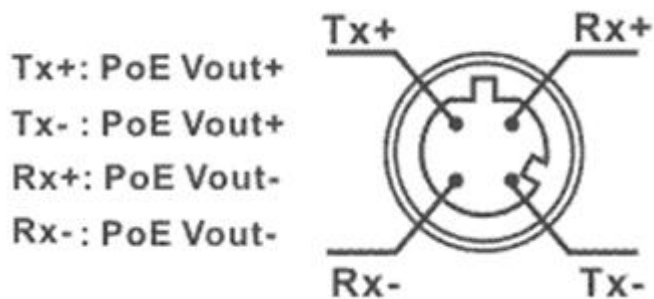
ORing's Transporter™ series un-managed Ethernet switches are designed for industrial applications, such as rolling stock, vehicle, and railway applications. The TXPS-1080-M12-24V is an un-managed PoE Ethernet switch with 8x10/100/500Base-T(X) P.S.E. which is specifically designed for the toughest and fully compliant with EN50155 requirement. TXPS-1080-M12-24V also supports Power over Ethernet, a system to transmit electrical power, along with data, to remote devices over standard twisted-pair cable in an Ethernet network. Each TXPS-1080-M12-24V switch has 8X10/100/500Base-T(X) P.S.E. (Power Sourcing Equipment) ports. P.S.E. is a device (switch or hub for instance) that will provide power in a PoE setup. TXPS-1080-M12-24V EN50155 Ethernet switch use M12 connectors to ensure tight, robust connections, and guarantee reliable operation against environmental disturbances, such as vibration and shock. In addition, the wide operating temperature range from -40 °C to 75°C can satisfy most of operating environment. Therefore, the switch is one of the most reliable choices for rolling stock and highly-managed PoE Ethernet application.

Practical Operation

Railway Application

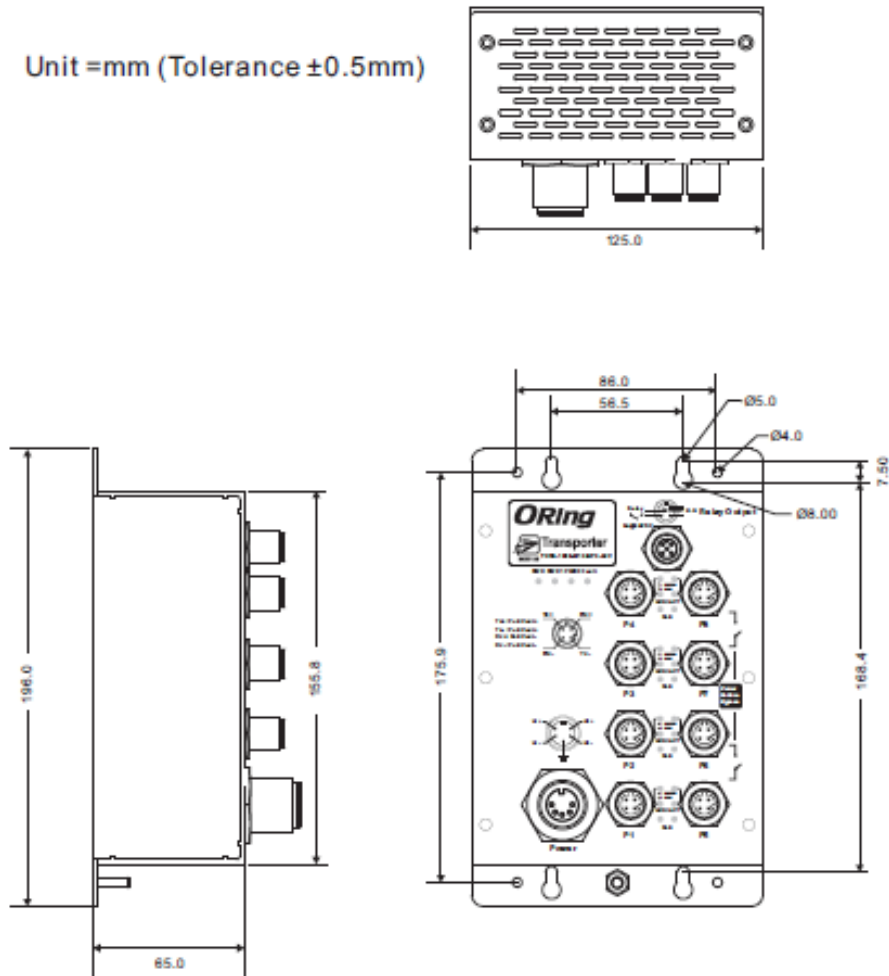


Pin Definition

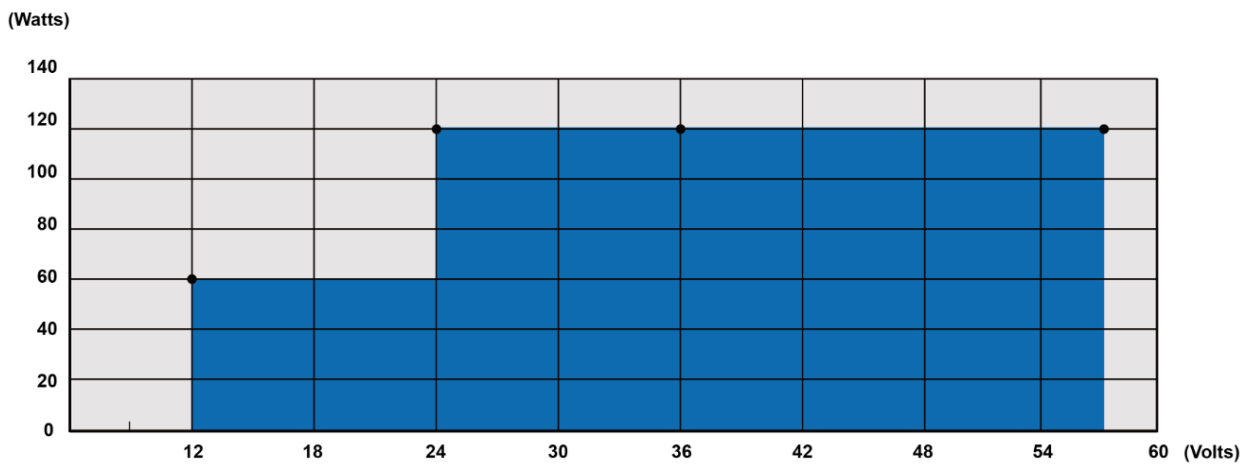


Dimension

Unit =mm (Tolerance $\pm 0.5\text{mm}$)



PoE Power Distribution



TXPS-1080-M12(-BP2)-24V model PoE Power Distribution

Specifications

ORing Switch Model	TXPS-1080-M12-24V	TXPS-1080-M12-BP2-24V
Physical Ports		
10/100/500Base-T(X) Ports in M12 With P.S.E.	8 x M12 connector (4-pin D-coding)	8 x M12 connector (4-pin D-coding, bypass function included by last 4 ports)
Technology		
Ethernet Standards	IEEE 802.3 for 10Base-T IEEE 802.3u for 100Base-TX IEEE 802.3x for Flow control IEEE 802.3at compliant PoE specification (Maximum 30Watts per port)	
MAC Table	4K MAC addresses	
Processing	Store-and-Forward	
LED indicators		
Power indicator	Green : Power LED x 3	
Fault indicator	Amber : Indicate PWR1 or PWR2 failure	
10/100/500Base-T(X) M12 port indicator and PoE indicator	Top Green for 10/100Mbps port Link/Act indicator Middle Amber for 500Mbps port Link/Act indicator Bottom blue for PoE Injected indicator	
Fault contact		
Relay	Relay output to carry capacity of 3A at 24VDC on M12 connector (5-pin A-coding)	
Power		
Redundant Input power	Dual DC inputs. 24 (12~57VDC) VDC on 5-pin M23 connector	
Power consumption (Typ.)	3 Watts (power consumption of P.S.E. is not included)	
PoE Output Power	60 Watts (12~24VDC) / 120 Watts (24~57VDC)	
Overload current protection	Present	
Reverse polarity protection	Present	
Physical Characteristic		
Enclosure	IP-30	
Dimension (W x D x H)	125 (W) x 65 (D) x196 (H) mm	
Weight (g)	993 g	1015 g
Environmental		
Storage Temperature	-40 to 85°C (-40 to 185°F)	
Operating Temperature	-40 to 75°C (-40 to 167°F)	
Operating Humidity	5% to 95% Non-condensing	
Regulatory approvals		
EMC	CE EMC (EN 55024, EN 55032), FCC Part 15B, EN 50121-3-2 (EN 50155)	
EMI	EN 55032, CISPR32, EN 61000-3-2, EN 61000-3-3, FCC Part 15B class A	
EMS	EN 55024 (IEC/EN 61000-4-2 (ESD), IEC/EN 61000-4-3 (RS), IEC/EN 61000-4-4 (EFT), IEC/EN 61000-4-5 (Surge), IEC/EN 61000-4-6 (CS), IEC/EN 61000-4-8(PFMF), IEC/EN 61000-4-11 (DIP))	
Shock	IEC60068-2-27	
Free Fall	IEC60068-2-31	
Vibration	IEC60068-2-6	
Safety	EN 60950-1	
Other	EN 50155	
MTBF	315273 hrs	306849 hrs
Warranty	5 years	

Ordering Information

TXPS-1AAB-M12-BP2-24V

Code Definition	10/100/500Base-T(X) P.S.E.	Port Number	Additional Port Number
Option	- 08: 8 ports		- 0: 0 port

Available Model	Model Name	Description
	TXPS-1080-M12-24V	EN50155 8-port unmanaged PoE Ethernet switch with 8x10/100/500Base-T(X) P.S.E., M12 connector, 24VDC power inputs
	TXPS-1080-M12-BP2-24V	EN50155 8-port unmanaged PoE Ethernet switch with 8x10/100/500Base-T(X) P.S.E., M12 connector and 2xbypass included, 24VDC power inputs

Packing List

- TXPS-1080-M12-24V Series x 1
- Quick Installation Guide x 1

Optional Accessories

- M12C : M12 cable accessories