



TGXPS-141GX-M12 Series

EN50155 5-port unmanaged Gigabit PoE Ethernet switch with 4x10/100/500/1000Base-T(X) P.S.E. and 1x10/100/500/1000Base-T(X), M12 connector

Features

- Supports 4 x 10/100/500/1000 Base-T(X) with P.S.E. PoE ports
- 4 port **P.S.E.** fully compliant with IEEE802.3at standard, provide up to 30 Watts per port
- Support auto-negotiation and auto-MDI/MDI-X
- Support store and forward transmission
- Support flow control
- Support broadcast storm protection
- Ultra-rugged enclosure M12 connector for toughest industrial usages
- Wall mounting enabled

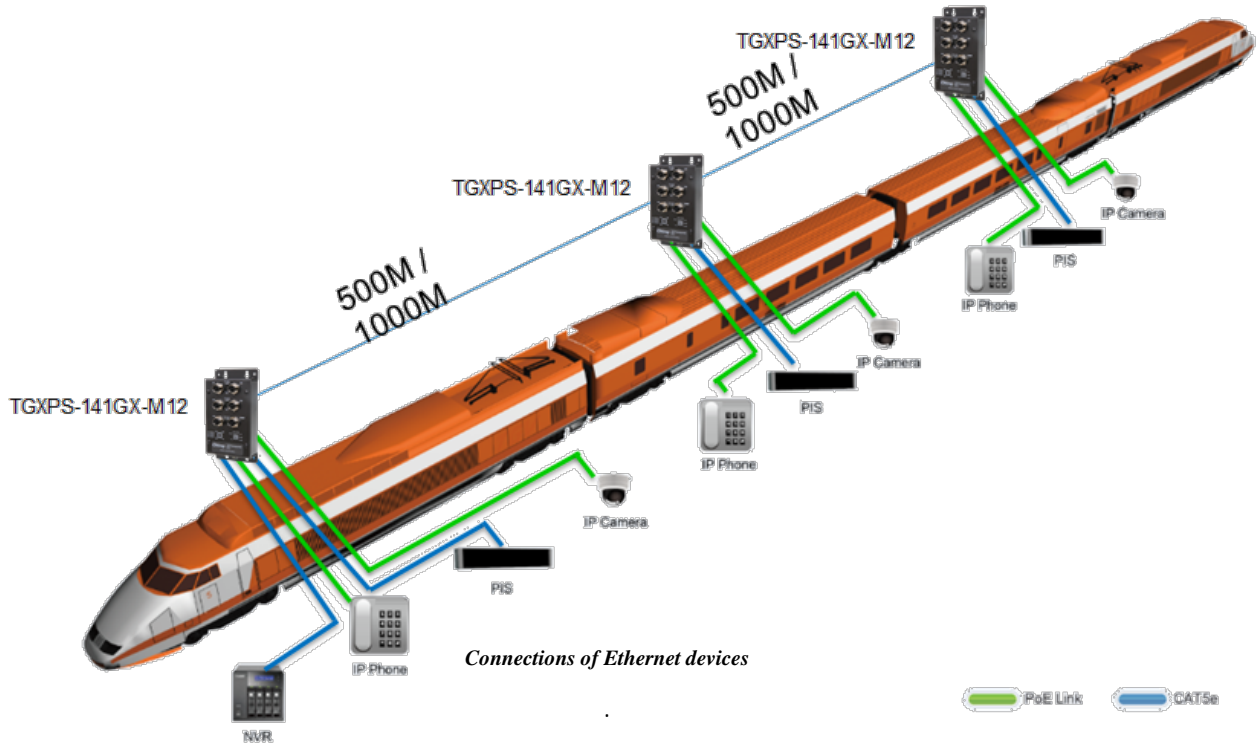


Introduction

ORing's Transporter™ series Ethernet switches are designed for industrial applications, such as rolling stock, vehicle, and railway applications. TGXPS-141GX-M12 series are unmanaged PoE Ethernet switch with 4x10/100/500/1000Base-T(X) P.S.E. ports and 1x10/100/500/1000Base-T(X) port which is compliant with EN50155 requirement. It is specifically designed for the toughest industrial environments. TGXPS-141GX-M12 series EN50155 Ethernet switch use M12 connectors to ensure tight, robust connections, and guarantee reliable operation against environmental disturbances, such as vibration and shock. TGXPS-141GX-M12 series also support Power over Ethernet, a system to transmit electrical power up to **30 watts**, along with data, to remote devices over standard twisted-pair cable in an Ethernet network. TGXPS-141GX-M12 series switch has 4x10/100/500/1000Base-T(X) P.S.E. (Power Sourcing Equipment) port to provide power in a PoE setup. The very wide operating temperature range from -40 °C to 75°C can satisfy most operating environment.

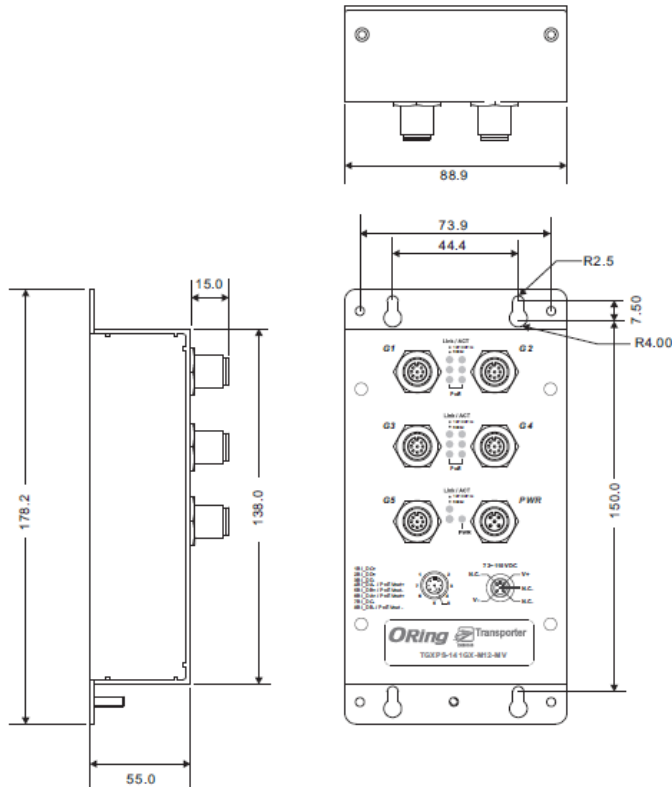
Practical Operation

TGXPS-141GX-M12 series can be used in connecting several Ethernet devices which need to be operated under harsh environment requirements. The designs of rugged housing and wide operating temperature range from -40 ~ 75°C, makes TGXPS-141GX-M12 series reliable in any kinds of transporter applications.

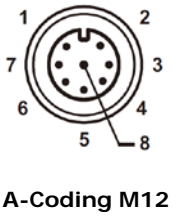


Dimension

Dimension (Unit = mm)



Pin Definition

 <p>A-Coding M12</p>	10/100/500/1000Base-T(X) M12 port	
	Pin No.	Description
	#1	BI_DC+
	#2	BI_DD+
	#3	BI_DD-
	#4	BI_DA-
	#5	BI_DB+
	#6	BI_DA+
	#7	BI_DC-
#8	BI_DB-	

Specifications

ORing Switch Model	TGXPS-141GX-M12-24V	TGXPS-141GX-M12-MV
Physical Ports		
10/100/500/1000Base-T(X) with P.S.E. Ports in M12 Auto MDI/MDIX	4 x M12 female connector (8-pin M12 A-coding)	
10/100/500/1000Base-T(X) Port in M12 Auto MDI/MDIX	1 x M12 female connector (8-pin M12 A-coding)	
Technology		
Ethernet Standards	IEEE 802.3 for 10Base-T IEEE 802.3u for 100Base-TX IEEE 802.3ab for 1000Base-T IEEE 802.3x for Flow control IEEE 802.3at PoE specification (up to 30 Watts per port for P.S.E.)	
Processing	Store-and-Forward	
LED Indicators		
Power indicator	Green: Power LED x 1	
10/100/500/1000Base-T(X) M12 port with P.S.E. indicator	Top dual color LED for 10/100/1000Mbps Link/ACT indicator: Green LED for 1000Mbps, Amber for 10/100Mbps Middle Green for port Link/Act at 500Mbps Bottom Blue for PoE indicator	
10/100/500/1000Base-T(X) M12 port indicator	Top dual color LED for 10/100/1000Mbps Link/ACT indicator: Green LED for 1000Mbps, Amber for 10/100Mbps Bottom Green for port Link/Act at 500Mbps	
Power		
Input Power	12~57VDC power input on M12 connector (5-pin M12 A-coding)	72~110VDC power input on M12 connector (5-pin M12 A-coding)
Power Consumption (Typ.)	3 Watts (power consumption of P.S.E. is not included)	6 Watts (power consumption of P.S.E. is not included)
PoE Output Power	60 Watts (12~24VDC) / 120 Watts (24~57VDC)	60 Watts
Overload Current Protection	Present	
Reverse Polarity Protection	Present	
Physical Characteristic		
Enclosure	IP-30	
Dimension (W x D x H)	88.9 x 55 x 178.2 mm	
Weight (g)	643 g	771 g

Environmental	
Storage Temperature	-40 to 85°C (-40 to 185°F)
Operating Temperature	-40 to 75°C (-40 to 167°F)
Operating Humidity	5% to 95% Non-condensing
Regulatory approvals	
EMI	FCC Part 15, CISPR (EN55022) class A, EN50155 (EN50121-3-2, EN55011, EN50121-4)
EMS	EN61000-4-2 (ESD), EN61000-4-3 (RS), EN61000-4-4 (EFT), EN61000-4-5 (Surge), EN61000-4-6 (CS), EN61000-4-8, EN61000-4-11
Shock	IEC60068-2-27, EN61373
Free Fall	IEC60068-2-32
Vibration	IEC60068-2-6, EN61373
Safety	EN60950-1
Warranty	5 years

Ordering Information

TGXPS-1**AB**GX-M12



Code	10/100/500/1000Base-T(X) P.S.E.	Additional Port Number with 10/100/500/1000Base-T(X)
Definition	Port Number	
Option	- 4: 4 ports	- 1: 1 port
Model Name		Description
Available Model	TGXPS-141GX-M12-24V	EN50155 5-port unmanaged Gigabit PoE Ethernet switch with 4x10/100/500/1000Base-T(X) P.S.E. and 1x10/100/500/1000Base-T(X), M12 connector, 24VDC power input
	TGXPS-141GX-M12-MV	EN50155 5-port unmanaged Gigabit PoE Ethernet switch with 4x10/100/500/1000Base-T(X) P.S.E. and 1x10/100/500/1000Base-T(X), M12 connector, 110VDC power input

Packing List

- TGXPS-141GX-M12 series
 - Quick Installation Guide x 1
- x 1

Optional Accessories

- M12 cable series