



# IBS-102FX Series

➔ **Industrial 2-port optical bypass switch for fiber optical network with 4xLC duplex connector**

## Features

- Support 100M/1G/10G optical bypass function of 2 port duplex or 4 port simplex fiber connection
- Different models supported for multi-mode or single-mode optical fiber
- Low insertions loss
- Throughput not affected and no extra delay
- Bypass switching time < 8ms
- Dual Wide range power inputs: 12~48VDC
- Relay output for power failed warning
- Rigid IP-30 housing design
- Din-Rail/Wall-mount installation



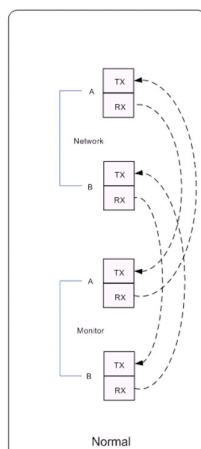
## Introduction

IBS-102FX series are external Bypass switches for 100M/1G/10G fiber optical networks. These fiber optical bypass switches protect the network from failures and Network maintenance by ensuring network integrity during power loss. Each of these optical bypass switches includes Network ports and Monitor ports. The Network ports are used for connection to main-network connections and provide protection mechanism, and the Monitor ports are used for down-link local networking device. When the power is on, the operating mode of the Bypass switch is set to Normal, and the local networking device is connected with main-network. When power failure occurs, the Bypass switch is swiftly set to bypass mode to isolate the main-network from the local networking device.

## Practical Operation

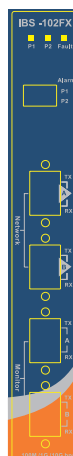
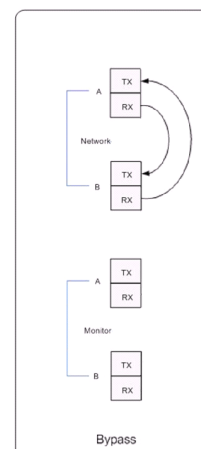
### Normal mode:

The Bypass switch diverts the data from the Network ports data to the Monitor ports.

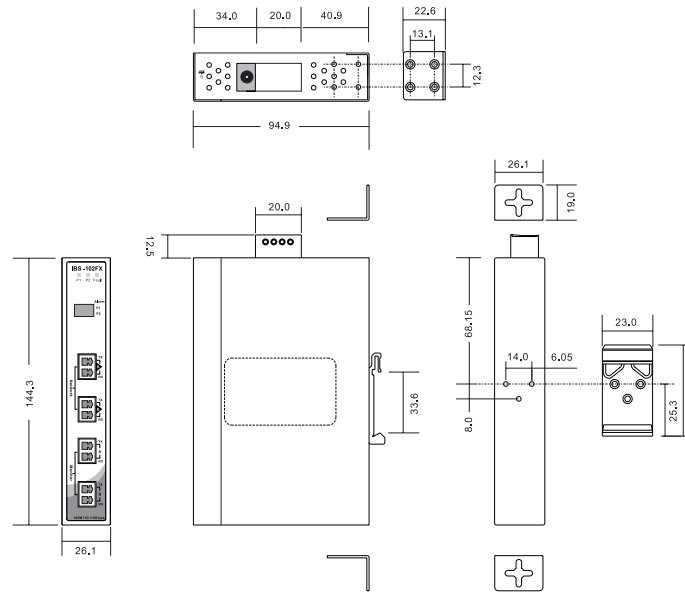


### Bypass mode:

The Network data traffic routed directly to the other Network port. And the Monitor data traffic routed directly to the other Monitor port.



## Dimensions



(Unit=mm)

## Specifications

ORing Bypass Switch Model	IBS-102FX-SS-LC	IBS-102FX-MM-LC
<b>Physical Ports</b>		
LC connector	4 Duplex Single-mode LC connector	4 Duplex Multi-mode LC connector
<b>Fiber Ethernet</b>		
Optical Fiber	Single-mode: 9/125µm	Multi-mode: 50/125µm or 62.5/125µm
Operating Wavelength	1310±40, 1550±40 nm	850±40, 1310±40 nm
Insert loss	typical 1.2 dB, Maximun 2 dB	typical 1.2 dB, Maximun 1.6 dB
Switch time	< 8ms	
<b>DIP Switch Settings</b>		
DIP Swtich No.1	Power-1 failed warning detection – (On) relay enable (Off) relay disable	
DIP Switch No.2	Power-2 failed warning detection – (On) relay enable (Off) relay disable	
<b>LED Indicators</b>		
Power indicator	Green : power LED x 2.	
Normal indicator	Green On : Operated in normal mode	
Fault indicator	Amber : Indicates power failure	
<b>Fault contact</b>		
Relay	Relay output to carry capacity of 1A at 24VDC.	
<b>Power</b>		
Input power	Dual 12~48 VDC power inputs at DC-Jack and 4-pin terminal block	
Power consumption (Typ.)	2.7 Watts	
Overload current protection	Present	
Reverse Polarity	Present on terminal block	
<b>Physical Characteristics</b>		
Enclosure	IP-30	
Dimensions (W x D x H)	26.1(W) x 94.9(D) x 144.3(H) mm (1.03 x 3.74 x 5.68 inch.)	
Weight (g)	405 g	
<b>Environmental</b>		
Storage Temperature	-40 to 85°C (-40 to 185°F)	

Operating Temperature	-40 to 75°C (-40 to 167°F)
Operating Humidity	10% to 90% Non-condensing
<b>Regulatory Approvals</b>	
EMC	CE EMC (EN 55024, EN55032), FCC Part 15B
EMI	EN 55032, CISPR32, EN 61000-3-2, EN 61000-3-3, FCC Part 15B class A
EMS	EN 55024 (IEC/EN 61000-4-2, (ESD), IEC/EN 61000-4-3(RS), IEC/EN 61000-4-4 (FET), IEC/EN61000-4-5 (Surge), IEC/EN61000-4-6 (CS), IEC/EN61000-4-8(PFMIF), EN61000-4-11(DIP))
Shock	IEC60068-2-27
Free Fall	IEC60068-2-31
Vibration	IEC60068-2-6
MTBF	1246758hrs
Warranty	3 year

### Ordering Information

**IBS-10 A FX- BB -LC**

Code Definition	Networking Port Number	Single mode or Multi mode
<b>Option</b>	- <b>2</b> : 2 ports	- <b>MM</b> : Multi-mode - <b>SS</b> : Single-mode

Available Model	Model Name	Description
	IBS-102FX-MM-LC	Industrial 2-port bypass switch for fiber optical network with 4xLC duplex, multi-mode, LC connector
	IBS-102FX-SS-LC	Industrial 2-port bypass switch for fiber optical network with 4xLC duplex, single-mode, LC connector

<p><b>Packing List</b></p> <ul style="list-style-type: none"> <li>• IBS-102FX x 1</li> <li>• Din-Rail Kit x 1</li> <li>• Quick Installation Guide x 1</li> <li>• Wall-mount Kit x 1</li> </ul>	<p><b>Optional Accessories (Can be purchased separately)</b></p> <ul style="list-style-type: none"> <li>• DR/SDR/DRP Series DIN-Rail power supply</li> </ul>
--	--