



CONNECT AND PROTECT

Varistar Seismic


nvent

SCHROFF

Cabinets – VARISTAR Seismic

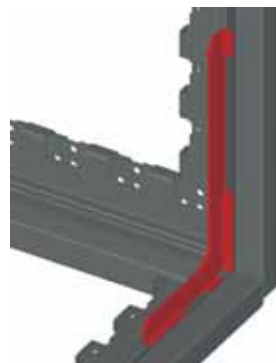
OVERVIEW

MAIN KATALOG

- Cabinets 1
- Wall mounted cases 2
- Accessories for cabinets and wall mounted cases . . 3
- Climate control . . 4
- Electronics cases 5
- Subracks/ 19" chassis 6
- Front panels, plug-in units 7
- Systems 8
- Power supply units 9
- Backplanes 10
- Connectors, front panel component system 11
- Appendix 12



01008007




Welded basic frame with strengthening brackets

01008062



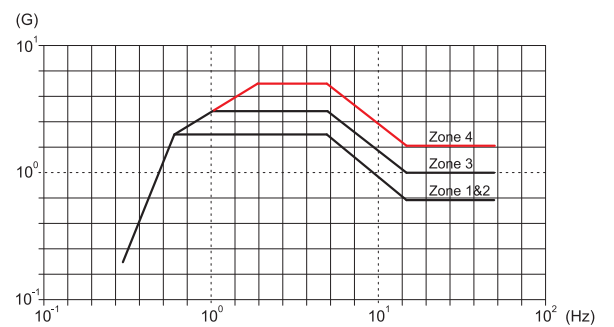
Bellcore test in laboratory

01008008



Seismic base with NEBS fixing

01008063



Test results

01005083

Cabinets – VARISTAR Seismic

OVERVIEW

THE EARTHQUAKE-RESISTANT CABINET

- Earthquake resistance tested to Bellcore zone 4 with a dynamic load-carrying capacity of 250 kg
- Customised solutions with higher loading are available
- Optional EMC shielding up to 60 dB at 1 GHz, 40 dB at 3 GHz



01005018

SEISMIC CABINETS OFF-THE-SHELF

- Earthquake-resistant up to Bellcore Zone 4
- Versions
 - IP 20
 - IP 55 with EMC shielding

SERVICEPLUS

- e.g. individual configuration and assembly
- e.g. modifications (cut-outs, special colours)
- e.g. custom solutions (special sizes)

Overview 1.84

VARISTAR Platform 1.4
Dimensions 1.8

VARISTAR Seismic
IP 20 1.86
IP 55 and EMC 1.87

Accessories

19" panel/slide
mount 1.88
19" fixing materials
kit, M6 1.88
Slide rails 1.89
19" shelves 1.90
Depth members 1.93
C horizontal rails 1.93
Cable ties, Velcro 1.94

IP 20 1.96
IP 55 1.100
EMC 1.104
Interior
configuration 1.108

VARISTAR
Electronics 1.10
VARISTAR
EMC 1.54
VARISTAR
Datacom and
Networking
Technology 1.124
VARISTAR air/water
heat exchanger 1.224

Cabinets – VARISTAR Seismic

VARISTAR SEISMIC, IP 20



- Earthquake-resistant up to Bellcore Zone 4
- Dynamic load-carrying capacity of 250 kg
- Doors with 3-point locking and screw-fixed side panels
- Static load-carrying capacity 800 kg (Heavy-Duty)

DELIVERY COMPRISES (assembled)

Item	Qty	Description
1	1	Welded basic frame, Heavy-Duty, St profile, RAL 7021, with strengthening brackets
2	1	Earthquake base, St, RAL 7021
3	1	Top cover, raised, St, RAL 7021
4	1	Front door, St, RAL 7035, 180° hinge, 3-point locking, lever handle
5	1	Rear panel, screw fixed, St, RAL 7035
6	2	Side panel, screw fixed, St, RAL 7035
7	1	Base plate, multi-piece, St, RAL 7021, open at the rear
8	2	19" panel/slide mount with EIA cut-outs, AlZn, assembled at front, depth-adjustable in 25 mm increments
9	1	GND/earthing kit, enclosed loose

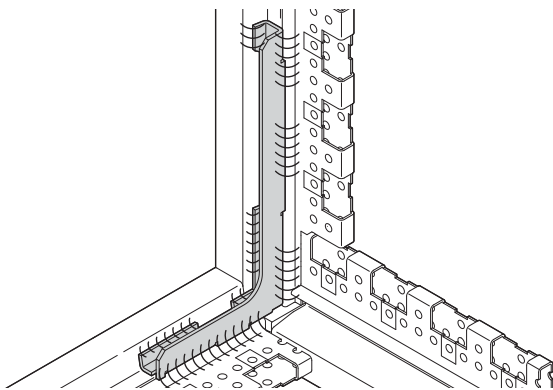
ORDER INFORMATION

Height U	Height H mm	Width W mm	Depth D mm	Part no.
38	1900	600	800	10130-189
42	2100	600	600	10130-023
42	2100	600	800	10130-188
DIN profile half cylinder, common locking for lever handle (1 key fits all locks) incl. 2 keys				25127-995
Lifting eye for raised top cover PU 4 pieces				23130-085

01005018

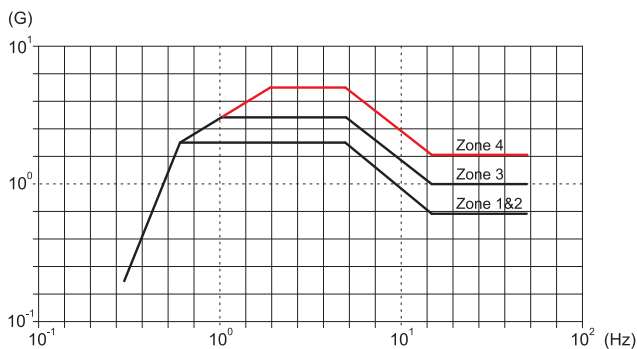
NOTE

- Other dimensions and versions available on request
- For assembly of shelves and slide rails another pair of panel/slide mounts is necessary, see page 1.88



01005084

Welded basic frame with strengthening brackets



01005083

Bellcore test

Cabinets – VARISTAR Seismic

VARISTAR SEISMIC, IP 55 AND EMC



- Earthquake secure (up) to Bellcore Zone 4
- Shielding 60 dB at 1 GHz, 40 dB at 3 GHz (tested to IEC 61587-3)
- Dynamic load-carrying capacity of 250 kg
- Doors with 4-point locking and screw-fixed side panels
- Static load-carrying capacity 800 kg (Heavy-Duty)

DELIVERY COMPRISES (assembled)

Item	Qty	Description
1	1	Welded basic frame, Heavy-Duty, St profile, RAL 7021, with strengthening brackets
2	1	Earthquake base, St, RAL 7021
3	1	EMC, flat top cover, flush, St, finish AlZn, exterior RAL 7021
4	1	Front door, St, finish AlZn, powder-coated RAL 7035, 180° hinge, 4-point locking, lever handle
5	1	Rear panel, screw fixed, St, finish AlZn, powder-coated RAL 7035
6	2	Side panel, screw fixed, St, finish AlZn, powder-coated RAL 7035
7	1	Base plate, one-piece, St, finish AlZn
8	2	19" panel/slide mount with EIA perforation, St, finish AlZn, front mounted, depth-adjustable in 25 mm increments
9	1	GND/earthing kit, enclosed loose

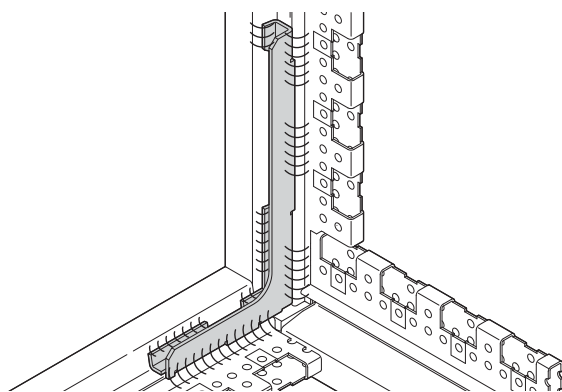
ORDER INFORMATION

Height U	Height H mm	Width W mm	Depth D mm	Part no.
42	2100	600	800	10130-195
DIN profile half cylinder, common locking for lever handle (1 key fits all locks) incl. 2 keys				25127-995
Lifting eye for top cover PU 4 pieces				23130-072

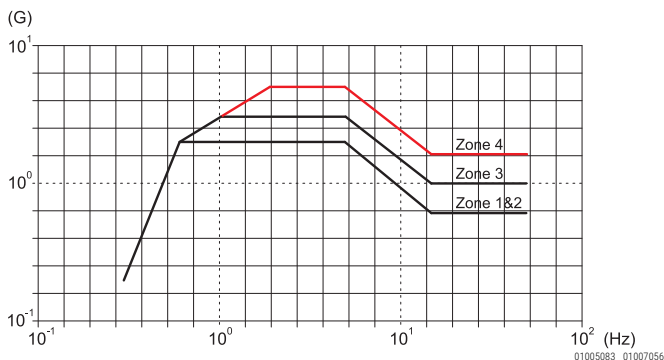
NOTE

- Other dimensions and versions available on request
- For assembly of shelves and slide rails another pair of panel/slide mounts is necessary, see page 1.88

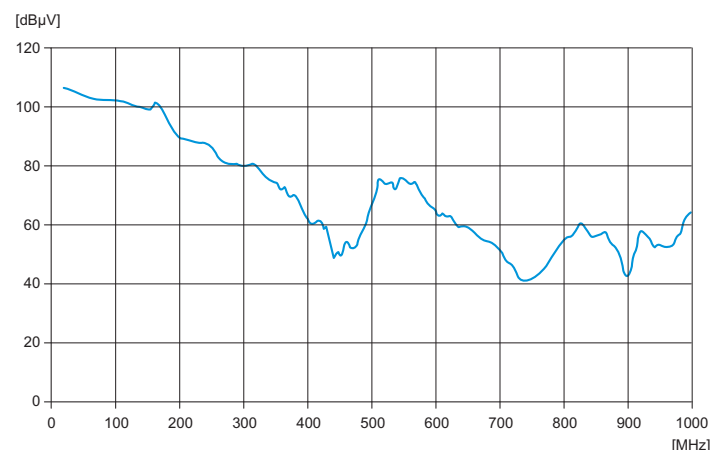
Shielding: Tested to IEC 61587-3, standard dimensions of test object 2000 x 600 x 600 mm



Welded basic frame with strengthening brackets

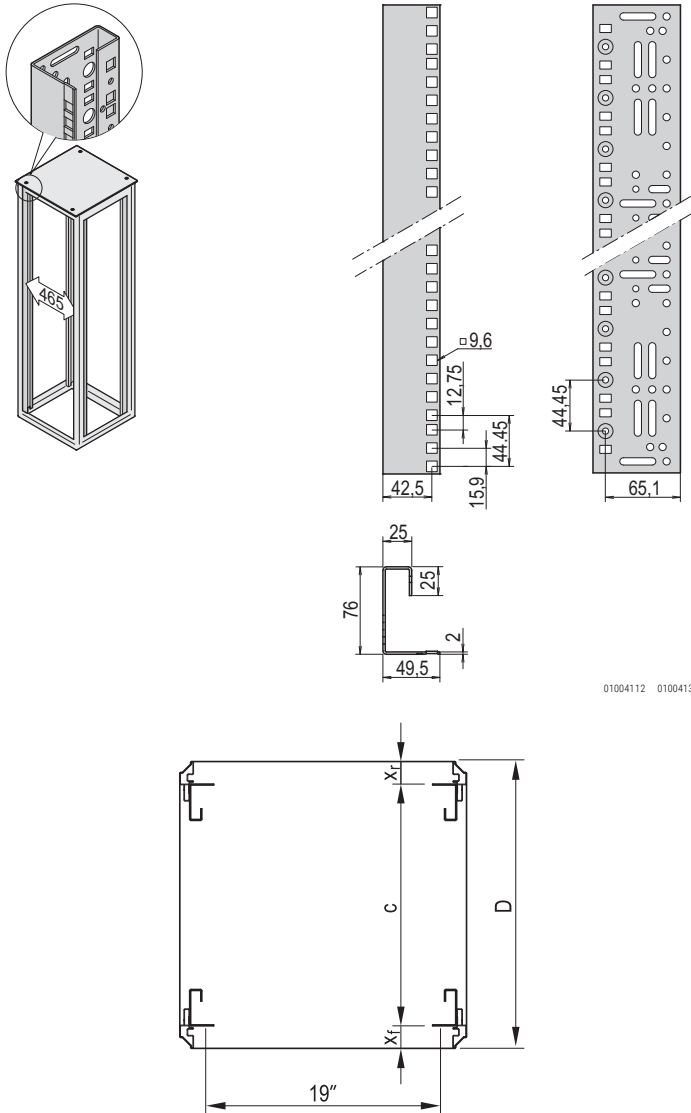


Bellcore test



Cabinets – VARISTAR Seismic

19" PANEL/SLIDE MOUNT WITH UNIVERSAL PITCH (EIA)



Standard assembly dimension $x_r = x_f = 50$ mm

- Assembly in 600 mm wide cabinets directly on the frame
- Depth-adjustable in 25 mm increments
- In accordance with IEC 60297-1 (DIN 41 494, part 1)

DELIVERY COMPRISES

Item	Qty	Description
1	2	19" panel/slide mount, St, 1.75 mm, finish AlZn, RAL 7035 or RAL 7021
2	1	Assembly kit, incl. GND/earthing

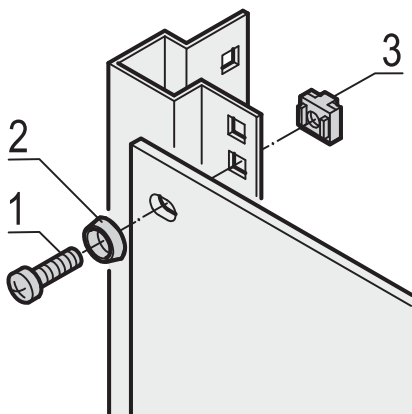
ORDER INFORMATION

For cabinet height mm	Usable height U	Length mm	AlZn Part no.	RAL 7035 Part no.	RAL 7021 Part no.
Partial-height mounting	8	395	23130-037	23130-027	23130-017
Partial-height mounting	12	545	23130-038	23130-028	23130-018
Partial-height mounting	16	745	23130-039	23130-029	23130-019
Partial-height mounting	20	895	23130-040	23130-030	23130-020
Partial-height mounting	24	1095	23130-031	23130-021	23130-011
1400	29	1295	23130-032	23130-022	23130-012
1600	33	1495	23130-033	23130-023	23130-013
1800	38	1695	23130-034	23130-024	23130-014
2000	42	1895	23130-035	23130-025	23130-015
Dimensioning strip for 19" panel mounts, paper, white, serial numbered from 1 ... 47 U, PU 4 pieces					25127-997

NOTE

- For 19" partial-height mounting depth members are necessary
- Metric panel/slide mounts available on request

19" ASSEMBLY KIT, M6



- For front panels, distribution fields and other components

DELIVERY COMPRISES

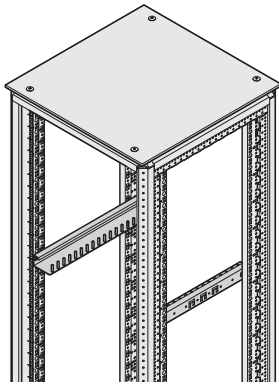
Item	Description
1	Panhead screw, M6 x 16, St, zinc-plated
2	Plastic washer, black
3	Cage nut, M6, St, zinc-plated

ORDER INFORMATION

Description	Qty/PU	Part no.
19" assembly kit (screw, washer, nut)	50	21101-809
19" assembly kit (screw, washer, nut)	100	21101-810

Cabinets – VARISTAR Seismic

SLIDE RAILS

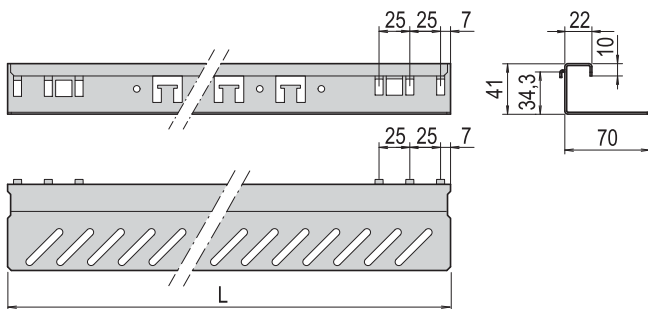


- For assembly on 19" panel/slide mounts
- Assembly in 1 U increments (snap-in, bolt-on)
- Wide support surface (48 mm)
- 2 versions
 - Static load-carrying capacity 25 kg per pair
 - Static load-carrying capacity 100 kg per pair

DELIVERY COMPRISES

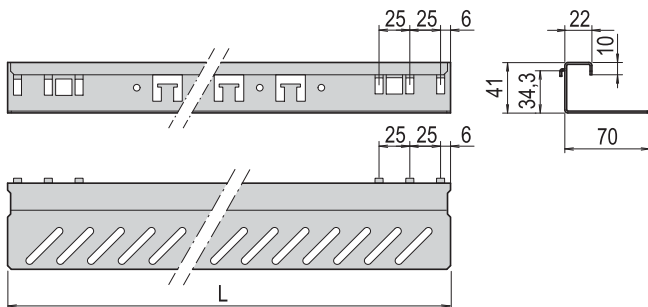
Item	Qty	Description
1	see Order information	Slide rail, AlZn, 1.5 mm (static load-carrying capacity 25 kg), or 2.5 mm (static load-carrying capacity 100 kg), zinc-plated
2	1	Assembly kit incl. GND/earthing

01004056



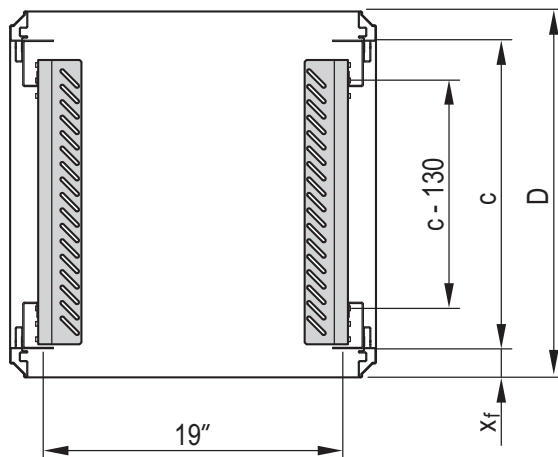
Static load-carrying capacity 25 kg

01005086



Static load-carrying capacity 100 kg

01004058



c = pitch of the 19" panel/slide mounts
 x_f = standard dimension
 D = cabinet depth

01004130

ORDER INFORMATION

Static load-carrying capacity 25 kg

For cabinet depth D mm	x_f mm	c mm	Length L mm	Qty/PU	Part no.
600	50	500	456	2	23130-096
600	50	500	456	10	23130-101
800	50	700	656	2	23130-097
800	50	700	656	10	23130-102

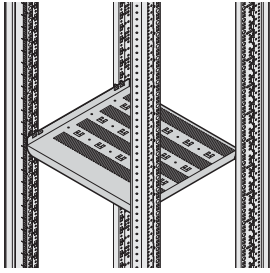
ORDER INFORMATION

Static load-carrying capacity 100 kg

For cabinet depth D mm	x_f mm	c mm	Length L mm	Qty/PU	Part no.
600	50	500	458	2	23130-118
600	50	500	458	10	23130-123
800	50	700	658	2	23130-119
800	50	700	658	10	23130-124

Cabinets – VARISTAR Seismic

19" STATIONARY SHELF, 75 KG



- Static load-carrying capacity 75 kg (150 kg with strengthening rail)
- Mounting height 1 U, for mounting on four panel/slide mounts
- With hammer head perforation to fix cable ties

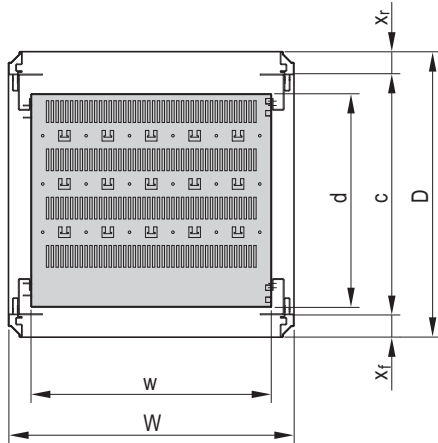
DELIVERY COMPRISES

Item	Qty	Description
1	1	Perforated shelf, St, 1.5 mm (colour see Order Information)
2	1	Assembly kit incl. GND/earthing

01004066

ORDER INFORMATION

For cabinet depth	Usable surface w x d	xf	c	RAL 7035 Part no.	RAL 7021 Part no.
600	495 x 442	50	500	22130-303	21130-303
800	495 x 642	50	700	22130-305	21130-305
Strengthening rail for stationary 19" shelf, PU 1 piece					23130-310



c = max. pitch of the 19" slide mounts
 x_f, x_r = standard assembly dimension

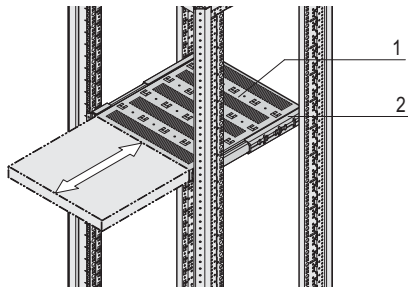
01004067

NOTE

- Cable ducting with cable ties, see page 1.94
- Other sizes, see ServicePLUS, page 1.112

Cabinets – VARISTAR Seismic

19" TELESCOPIC SHELF, 30 KG



- Static load-carrying capacity at full extension 30 kg
- Mounting height 1 U, for mounting on four 19" panel/slide mounts
- Incl. telescopic slides
- Hammer head perforation to fix cable ties
- 2 versions
 - Full depth
 - Depth shortened by 100 mm for rear cable ducting

01004068

DELIVERY COMPRISES

Item	Qty	Description
1	1	Perforated shelf, St, 1.5 mm (colour see Order Information)
2	2	Telescopic slide
3	1	Assembly kit

ORDER INFORMATION

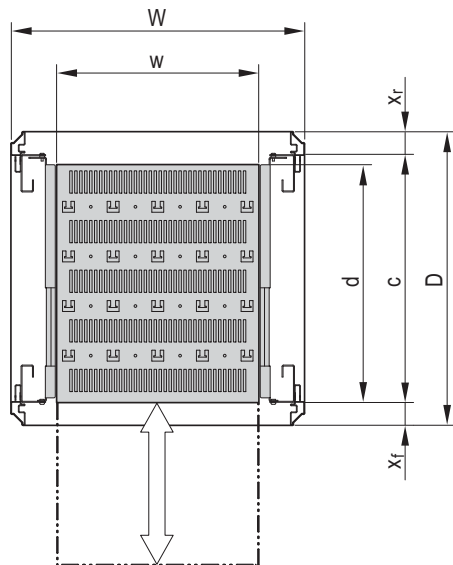
Full depth

For cabinet depth	Usable surface w x d	xf	c	RAL 7035 Part no.	RAL 7021 Part no.
600 mm	417 x 482	50	500	22130-343	21130-343
800 mm	417 x 682	50	700	22130-345	21130-345
GND/earthing for telescopic 19" shelf PU 1 kit, for VARISTAR					23130-140

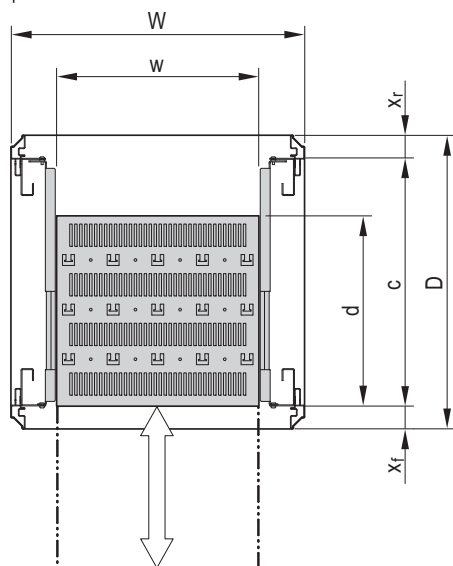
NOTE

- Cable ducting with cable ties, see page 1.94

Full depth



Shortened depth



c = max. pitch of the 19" panel/slide mounts
 x_f , x_r = standard assembly dimension

01004069

ORDER INFORMATION

Shortened by 100 mm

For cabinet depth	Usable surface w x d	xf	c	RAL 7035 Part no.	RAL 7021 Part no.
600 mm	417 x 382	50	500	22130-342	21130-342
800 mm	417 x 582	50	700	22130-344	21130-344
GND/earthing for telescopic 19" shelf PU 1 kit, for VARISTAR					23130-140

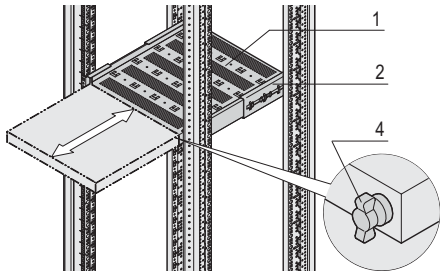
NOTE

- Cable ducting with cable ties, see page 1.94

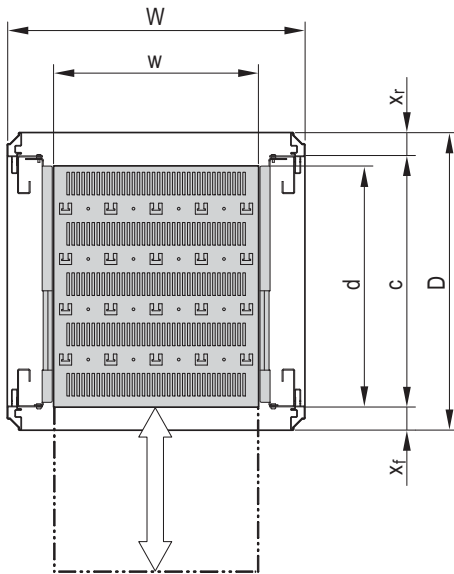
01004070

Cabinets – VARISTAR Seismic

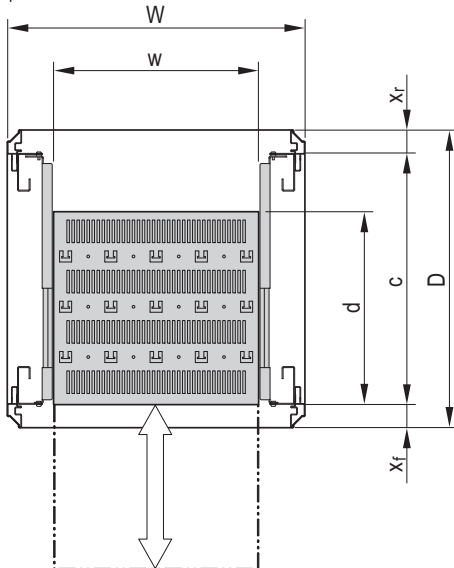
19" TELESCOPIC SHELF, 70 KG



Full depth



Shortened depth



c = max. pitch of the 19" slide mounts
 x_f, x_r = standard assembly dimension

01004071

01004069

01004070

- Static load-carrying capacity at full extension 70 kg
- Mounting height 2 U, for mounting on four 19" panel/slide mounts
- Incl. telescopic slides
- Locking with T-bar lock possible
- Hammer head perforation to fix cable ties
- 2 versions
 - Full depth
 - Depth shortened by 100 mm for rear cable ducting

DELIVERY COMPRISES

Item	Qty	Description
1	1	Perforated shelf, St, 1.5 mm (colour see Order Information)
2	2	Telescopic slide
3	1	Assembly kit

ORDER INFORMATION

Full depth

For cabinet depth	Usable surface w x d	x _f	c	RAL 7035 Part no.	RAL 7021 Part no.
600 mm	405 x 482 mm	50 mm	500 mm	22130-353	21130-353
800 mm	405 x 682 mm	50 mm	700 mm	22130-355	21130-355

Item 4 T-bar lock for 1 telescopic shelf (can be mounted right or left), 1 piece

23130-092

GND/earthing for telescopic 19" shelf PU 1 kit, for VARISTAR

23130-140

NOTE

- Please order T-bar lock (item 4) separately
- Cable ducting with cable ties, see page 1.94

ORDER INFORMATION

Shortened by 100 mm

For cabinet depth	Usable surface w x d	x _f	c	RAL 7035 Part no.	RAL 7021 Part no.
600 mm	405 x 382 mm	50 mm	500 mm	22130-352	21130-352
800 mm	405 x 582 mm	50 mm	700 mm	22130-354	21130-354

Item 4 T-bar lock for 1 telescopic shelf (can be mounted right or left), 1 piece

23130-092

GND/earthing for telescopic 19" shelf PU 1 kit, for VARISTAR

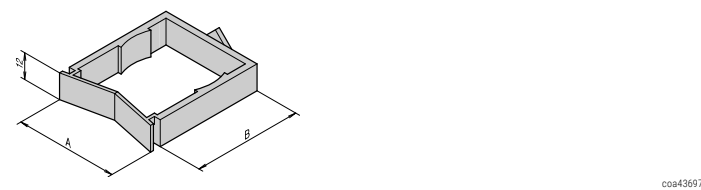
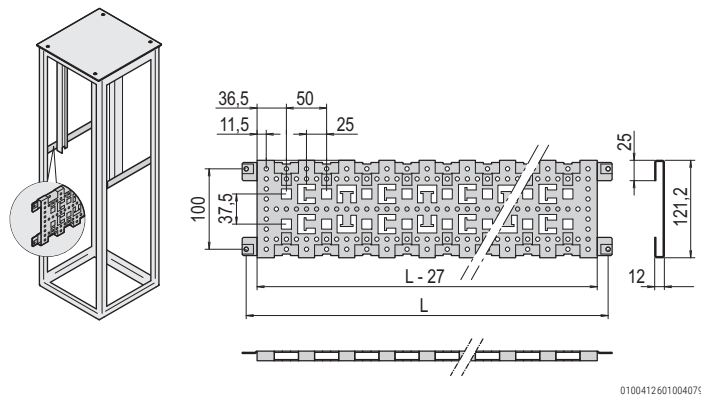
23130-140

NOTE

- Please order T-bar lock (item 4) separately
- Cable ducting with cable ties, see page 1.94

Cabinets – VARISTAR Seismic

DEPTH MEMBER



Cable eye

- For fitting shortened 19" panel/slide mounts and mounting plates
- Cable ducting by means of cable ties and cable eye

DELIVERY COMPRISES

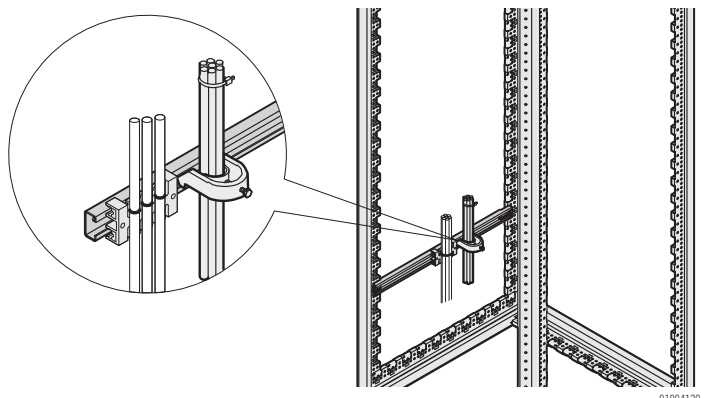
Item	Qty	Description
1	2	Depth member, St, 1.5 mm, finish AlZn
2	1	Assembly kit incl. GND/earthing

ORDER INFORMATION

For cabinet depth mm	Length L mm	Part no.
600	460	23130-081
800	660	23130-082
Cable eye A = 38 mm, B = 25 mm, PU 25 pieces		21101-151
Cable eye A = 47 mm, B = 50 mm, PU 25 pieces		21101-150

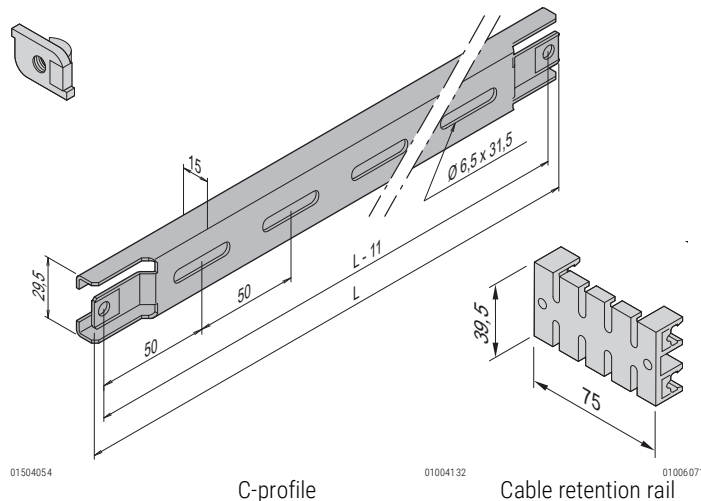
- Cable ducting with cable ties, see page 1.94

C-PROFILE FOR THE CABINET DEPTH



Cable retention rail and cable shell mounted on C-profile

Slide nut



C-profile

Cable retention rail

- For cable ducting in lateral area of cabinet
- For cable shells and cable retention rails

DELIVERY COMPRISES

Item	Qty	Description
1	2	C-profile, St, 1.5 mm, AlZn
2	1	Assembly kit incl. GND/earthing

ORDER INFORMATION

For cabinet depth mm	Length L mm	Part no.
600	460	23130-086
800	660	23130-087

Accessories

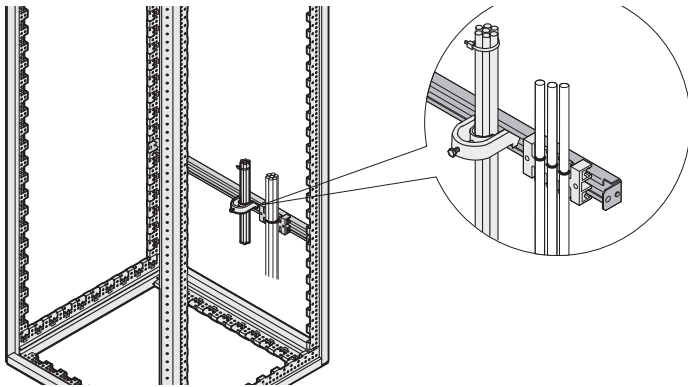
Cable retention rail for C-rail width 75 mm, length 39.5 mm, PU 5 pieces	60118-472
Cable shell for cable bundle 18 ... 22 mm, PU 10 pieces	20118-775
Cable shell for cable bundle 22 ... 26 mm, PU 10 pieces	20118-776
Cable shell for cable bundle 26 ... 30 mm, PU 10 pieces	20118-777
Cable shell for cable bundle 30 ... 34 mm, PU 10 pieces	20114-728
Cable shell for cable bundle 34 ... 38 mm, PU 10 pieces	20114-729
Cable shell for cable bundle 38 ... 42 mm, PU 10 pieces	20114-730
Cable shell for cable bundle 42 ... 46 mm, PU 10 pieces	20114-731
Cable shell for cable bundle 46 ... 50 mm, PU 10 pieces	20118-778
Slide nut for C-profile, PU 10 pieces	21120-140

NOTE

- Cable ties and Velcro for cable retention rail see page 1.94

Cabinets – VARISTAR Seismic

C-PROFILE FOR CABINET WIDTH



- For cable ducting in rear or front area of cabinet
- For cable shells and cable retention rails

DELIVERY COMPRISES

Item	Qty	Description
1	2	C-profile, St, 1.5 mm, finish AlZn
2	1	Assembly kit incl. GND/earthing

ORDER INFORMATION

For cabinet width mm	Length mm	Part no.
600	550	23130-333

Accessories

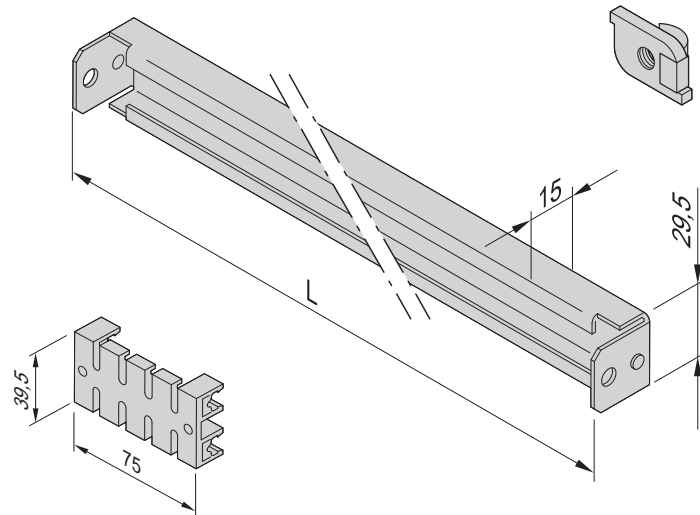
Cable retention rail for C-rail width 75 mm, length 39.5 mm, PU 5 pieces	60118-472
Cable shell for cable bundle 18 ... 22 mm, PU 10 pieces	20118-775
Cable shell for cable bundle 22 ... 26 mm, PU 10 pieces	20118-776
Cable shell for cable bundle 26 ... 30 mm, PU 10 pieces	20118-777
Cable shell for cable bundle 30 ... 34 mm, PU 10 pieces	20114-728
Cable shell for cable bundle 34 ... 38 mm, PU 10 pieces	20114-729
Cable shell for cable bundle 38 ... 42 mm, PU 10 pieces	20114-730
Cable shell for cable bundle 42 ... 46 mm, PU 10 pieces	20114-731
Cable shell for cable bundle 46 ... 50 mm, PU 10 pieces	20118-778
Slide nut for C-profile, PU 10 pieces	21120-140

NOTE

- Cable ties and Velcro for cable retention rail see page 1.94

C-profile

Slide nut

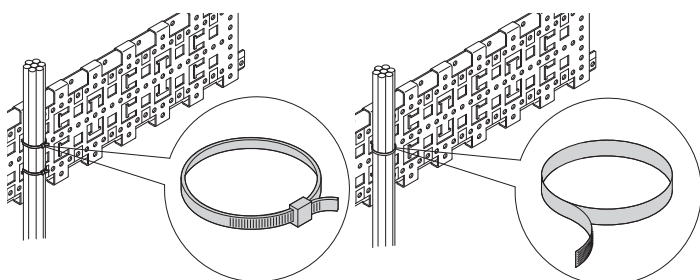


01006071
Cable retention rail

01006064

01504054

CABLE TIES, VELCRO



Cable tie

01005078

Velcro

01005079

- Fixing materials kit for cable ducting

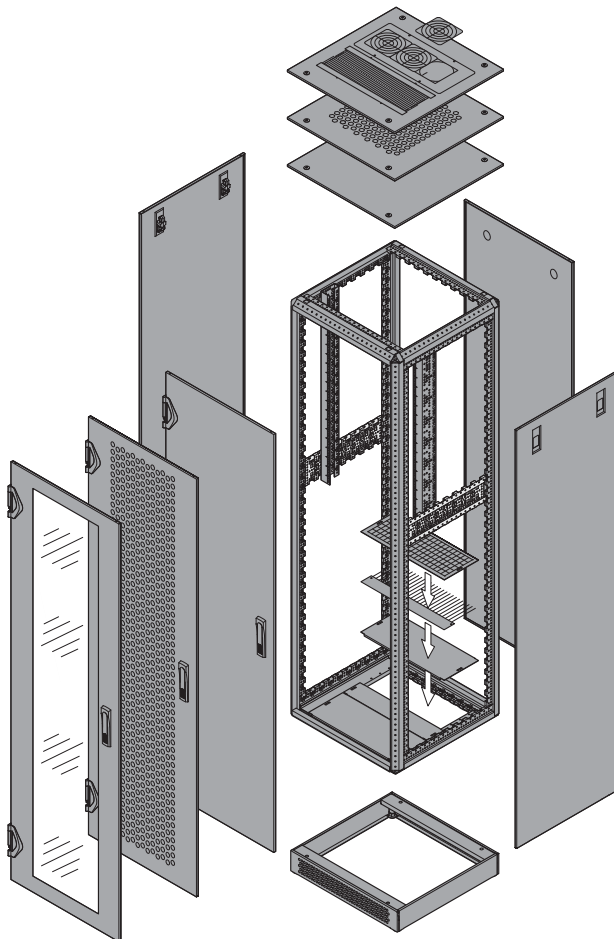
ORDER INFORMATION

Description	Part no.
Cable tie, plastic, 92 mm x 2.5 mm, PU 25 pieces	20118-351
Cable tie, plastic, 186 mm x 5 mm, PU 25 pieces	20118-352
Cable tie, plastic, 360 mm x 5 mm, PU 25 pieces	20118-353
Velcro strip, PE/PA, black, length 300 mm, PU 10 pieces	20118-624

Cabinets – VARISTAR Seismic ServicePLUS

VARISTAR SEISMIC IP 20, IP 50, EMC SERVICEPLUS: CONFIGURATION

- Dimensions in catalogue:
 - Height: 29 ... 47 U (1400 ... 2200 mm)
 - Width: 600 and 800 mm
 - Depth: 600 and 800 mm
- Other dimensions and configurations, sorted by IP 20, IP 55 and EMC online at www.schroff.biz/conf
- 2 colour combinations:
 - Frame and covers in black grey (RAL 7021)
 - Frame, top cover and base in black grey (RAL 7021); Side panel, door and rear panel in light grey (RAL 7035)
- Build your cabinet out of individual components (please suffix each part number with /05)
- Once you have selected the desired cabinet dimensions, the row number (first column of the configuration tables) will guide you through all subsequent configuration pages that apply to these dimensions (see example below)
- The cabinet is assembled by us and ready for despatch within 10 working days



Example configuration (here: row 12)

01004077

Qty	Description	Order no.
1	Frame heavy duty, St profile, with strengthening brackets, height 2000 mm, width 600 mm, depth 800 mm, 1 piece	20130-630/05
1	Side panel, screw fixed, RAL 7021, PU 2 pieces	21130-011/05
1	Rear panel, screw-fixed, RAL 7021, 1 piece	21130-069/05
1	Steel door with 3-point locking, RAL 7021, IP 55, 1 piece	21130-159/05
1	Base/plinth, 1 piece	23130-455/05
..

Seismic IP 20

	Page
Frames, side-by-side mounting kits, base/plinth	1.96
Side panels, rear panels, doors, top covers	1.97
Base plates, brush strips, filter inserts	1.98
Connecting plates for short doors/rear panels	1.99

Seismic IP 55

Frames, gasketing kits, side-by-side mounting kits, base/plinth	1.100
Side panels, rear panels, doors, top covers	1.101
Base plates, gasketing	1.102
Connecting plates for short doors/rear panels	1.103

Seismic EMC

Frames, gasketing kits, side-by-side mounting kits, base/plinth	1.104
Side panels, rear panels, doors, top covers	1.105
Base plates	1.106
Connecting plates for short doors/rear panels	1.107

Interior configuration

Swing frames	1.108
19" panel/slide mounts	1.109
Mounting plates, stationary shelves, 75 kg	1.110
Telescopic shelves, 70 kg	1.111
19" shelves 1 U, stationary 75 kg, telescopic 30 kg	1.112
19" telescopic shelves, 2 U, 70 kg	1.113
Slide rails, depth members	1.114
Cable ductings	1.115
Cable ties, Velcro	1.116

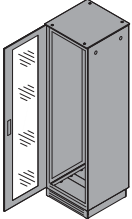
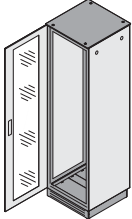
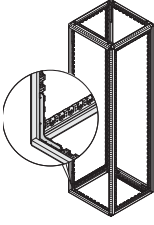
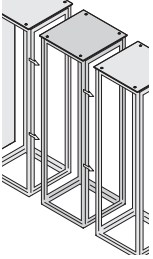
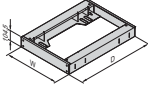
ServicePLUS: solution - project examples

1.117

Cabinets – VARISTAR Seismic ServicePLUS

SEISMIC IP 20

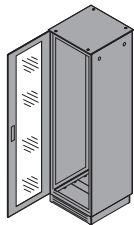
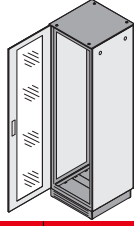
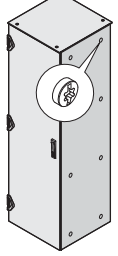




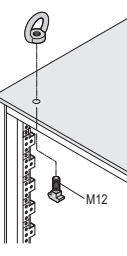
FRAMES, SIDE-BY-SIDE MOUNTING KITS, BASE/PLINTH

					Seismic frame Heavy-Duty 800 kg	Side-by-side mounting kit IP 20	Base/plinth
 <p>Completely in RAL 7021 (black grey)</p>  <p>Colour combination RAL 7035 (light grey) / RAL 7021 (black grey)</p>					 <p>01009060</p> <p>St, 1.5 mm, zinc-plated, with 8 reinforcing brackets, central GND/earthing point, static load-carrying capacity 800 kg</p>	 <p>01004117</p> <p>side-by-side mounting bracket (4 pieces), St; RAL 7021, not in combination with decorative frame</p>	 <p>01009062</p> <p>2 support profiles, St, 4 mm, lateral; 2 trims, St, 4 mm, front/rear; height 104.5 mm; static load-carrying capacity 1000 kg</p>
No.	Cabinet dimensions				1 piece assembled	PU 1 kit supplied loose	1 piece assembled
	Height U	Width mm	Depth mm	mm			
Completely in RAL 7021					RAL 7021		RAL 7021
1	29	1400	600	600	20130-617		23130-454
2	29	1400	600	800	20130-618	23130-061	23130-455
3	33	1600	600	600	20130-621		23130-454
4	33	1600	600	800	20130-622	23130-061	23130-455
5	33	1600	800	600	20130-623		23130-456
6	33	1600	800	800	20130-624	23130-061	23130-457
7	38	1800	600	600	20130-625		23130-454
8	38	1800	600	800	20130-626	23130-061	23130-455
9	38	1800	800	600	20130-627		23130-456
10	38	1800	800	800	20130-628	23130-061	23130-457
11	42	2000	600	600	20130-629		23130-454
12	42	2000	600	800	20130-630	23130-061	23130-455
13	42	2000	800	600	20130-631		23130-456
14	42	2000	800	800	20130-632	23130-061	23130-457
15	47	2200	600	600	20130-633		23130-454
16	47	2200	600	800	20130-634	23130-061	23130-455
17	47	2200	800	800	20130-636	23130-061	23130-457
Colour combinations					RAL 7021		RAL 7021
18	29	1400	600	600	20130-617		23130-454
19	29	1400	600	800	20130-618	23130-061	23130-455
20	33	1600	600	600	20130-621		23130-454
21	33	1600	600	800	20130-622	23130-061	23130-455
22	33	1600	800	600	20130-623		23130-456
23	33	1600	800	800	20130-624	23130-061	23130-457
24	38	1800	600	600	20130-625		23130-454
25	38	1800	600	800	20130-626	23130-061	23130-455
26	38	1800	800	600	20130-627		23130-456
27	38	1800	800	800	20130-628	23130-061	23130-457
28	42	2000	600	600	20130-629		23130-454
29	42	2000	600	800	20130-630	23130-061	23130-455
30	42	2000	800	600	20130-631		23130-456
31	42	2000	800	800	20130-632	23130-061	23130-457
32	47	2200	600	600	20130-633		23130-454
33	47	2200	600	800	20130-634	23130-061	23130-455
34	47	2200	800	800	20130-636	23130-061	23130-457

Further dimensions and configurations online.

Cabinets – VARISTAR Seismic ServicePLUS

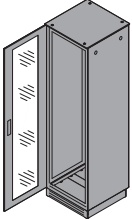
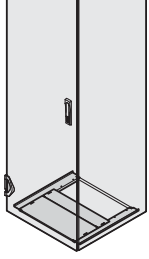
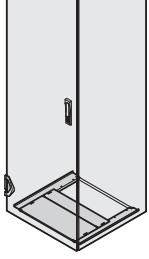
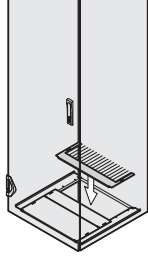
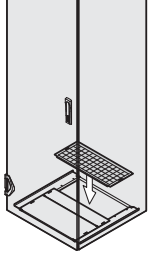
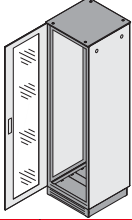
SEISMIC IP 20
SIDE PANELS, REAR PANELS, DOORS, TOP COVERS

					Screw-fixed side panel	Screw-fixed rear panel	Steel door 3-point locking	DIN profile half cylinder	Plain flush top cover	Lifting eye	
					 <p>Completely in RAL 7021 (black grey)</p>  <p>Colour combination RAL 7035 (light grey)/RAL 7021 (black grey)</p>	 <p>01004083</p> <p>St, 1 mm, incl. GND/earthing</p>	 <p>01004085</p> <p>St, 1 mm, incl. GND/earthing</p>	 <p>01008085</p> <p>St, 1.5 mm, opening angle 180°, inner side with mounting frame, lever handle with built-in push button, incl. GND/earthing</p>	 <p>01004148</p> <p>for lever handle, common locking</p>	 <p>01004096</p> <p>St, 1.5 mm, incl. GND/earthing</p>	 <p>01004100</p> <p>for top cover, applications and load in accordance with DIN 582</p>
No.	Cabinet dimensions				PU 2 pieces assembled	1 piece assembled	1 piece assembled	1 piece assembled	1 piece assembled	PU 4 pieces assembled	
	Height U	Width mm	Depth mm	mm							
Completely in RAL 7021					RAL 7021		RAL 7021			RAL 7021	
1	29	1400	600	600	21130-003	21130-063	21130-153	25127-995	21130-242	23130-072	
2	29	1400	600	800	21130-004				21130-243		
3	33	1600	600	600	21130-005	21130-065	21130-155	25127-995	21130-242	23130-072	
4	33	1600	600	800	21130-006				21130-243		
5	33	1600	800	600	21130-005	21130-066	21130-156	25127-995	21130-246	23130-072	
6	33	1600	800	800	21130-006				21130-247		
7	38	1800	600	600	21130-007	21130-067	21130-157	25127-995	21130-242	23130-072	
8	38	1800	600	800	21130-008				21130-243		
9	38	1800	800	600	21130-007	21130-068	21130-158	25127-995	21130-246	23130-072	
10	38	1800	800	800	21130-008				21130-247		
11	42	2000	600	600	21130-010	21130-069	21130-159	25127-995	21130-242	23130-072	
12	42	2000	600	800	21130-011				21130-243		
13	42	2000	800	600	21130-010	21130-070	21130-160	25127-995	21130-246	23130-072	
14	42	2000	800	800	21130-011				21130-247		
15	47	2200	600	600	21130-015	21130-071	21130-161	25127-995	21130-242	23130-072	
16	47	2200	600	800	21130-016				21130-243		
17	47	2200	800	800	21130-016	21130-072	21130-162	25127-995	21130-247	23130-072	
Colour combinations					RAL 7035	RAL 7035	RAL 7035		RAL 7021		
18	29	1400	600	600	22130-003	22130-063	22130-153	25127-995	21130-242	23130-072	
19	29	1400	600	800	22130-004				21130-243		
20	33	1600	600	600	22130-005	22130-065	22130-155	25127-995	21130-242	23130-072	
21	33	1600	600	800	22130-006				21130-243		
22	33	1600	800	600	22130-005	22130-066	22130-156	25127-995	21130-246	23130-072	
23	33	1600	800	800	22130-006				21130-247		
24	38	1800	600	600	22130-007	22130-067	22130-157	25127-995	21130-242	23130-072	
25	38	1800	600	800	22130-008				21130-243		
26	38	1800	800	600	22130-007	22130-068	22130-158	25127-995	21130-246	23130-072	
27	38	1800	800	800	22130-008				21130-247		
28	42	2000	600	600	22130-010	22130-069	22130-159	25127-995	21130-242	23130-072	
29	42	2000	600	800	22130-011				21130-243		
30	42	2000	800	600	22130-010	22130-070	22130-160	25127-995	21130-246	23130-072	
31	42	2000	800	800	22130-011				21130-247		
32	47	2200	600	600	22130-015	22130-071	22130-161	25127-995	21130-242	23130-072	
33	47	2200	600	800	22130-016				21130-243		
34	47	2200	800	800	22130-016	22130-072	22130-162	25127-995	21130-247	23130-072	

Cabinets – VARISTAR Seismic ServicePLUS

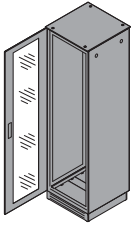
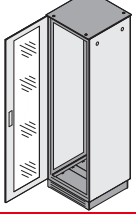
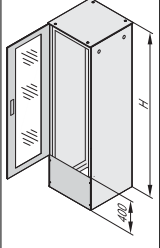


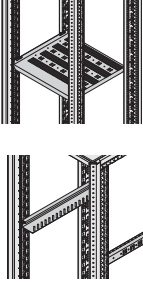
SEISMIC IP 20

BASE PLATES, BRUSH STRIPS, FILTER INSERTS

					Base plate			
					Base plate, multi-piece	Brush strip	Dust filter set	Cover plate
 <p>Completely in RAL 7021 (black grey)</p>  <p>Colour combination RAL 7035 (light grey)/RAL 7021 (black grey)</p>					 <p>01004104</p> <p>St, 1.5 mm, multi-piece, opening to rear 200 mm deep (no rear opening with 300 mm cabinet depth), incl. GND/earthing; Dimension drawings see page 1.9</p>	 <p>01004105</p> <p>nylon, black</p>	 <p>01004059</p> <p>filter mat, white, class M1, in accordance with EN 799-G3</p>	 <p>01004106</p> <p>St, 1.5 mm, please order gasket IP55 separately</p>
No.	Cabinet dimensions							
	Height	Width	Depth		1 piece	1 piece	1 piece	1 piece
	U	mm	mm	mm	assembled	assembled	assembled	assembled
Completely in RAL 7021					RAL 7021	RAL 7021		RAL 7021
1	29	1400	600	600	23130-001	23130-074	23130-075	23130-076
2	29	1400	600	800	23130-002			
3	33	1600	600	600	23130-001	23130-074	23130-075	23130-076
4	33	1600	600	800	23130-002			
5	33	1600	800	600	23130-005	23130-034	23130-035	23130-036
6	33	1600	800	800	23130-006			
7	38	1800	600	600	23130-001	23130-074	23130-075	23130-076
8	38	1800	600	800	23130-002			
9	38	1800	800	600	23130-005	23130-034	23130-035	23130-036
10	38	1800	800	800	23130-006			
11	42	2000	600	600	23130-001	23130-074	23130-075	23130-076
12	42	2000	600	800	23130-002			
13	42	2000	800	600	23130-005	23130-034	23130-035	23130-036
14	42	2000	800	800	23130-006			
15	47	2200	600	600	23130-001	23130-074	23130-075	23130-076
16	47	2200	600	800	23130-002			
17	47	2200	800	800	23130-006	23130-034	23130-035	23130-036
Colour combinations					RAL 7021	RAL 7021		RAL 7021
18	29	1400	600	600	23130-001	23130-074	23130-075	23130-076
19	29	1400	600	800	23130-002			
20	33	1600	600	600	23130-001	23130-074	23130-075	23130-076
21	33	1600	600	800	23130-002			
22	33	1600	800	600	23130-005	23130-034	23130-035	23130-036
23	33	1600	800	800	23130-006			
24	38	1800	600	600	23130-001	23130-074	23130-075	23130-076
25	38	1800	600	800	23130-002			
26	38	1800	800	600	23130-005	23130-034	23130-035	23130-036
27	38	1800	800	800	23130-006			
28	42	2000	600	600	23130-001	23130-074	23130-075	23130-076
29	42	2000	600	800	23130-002			
30	42	2000	800	600	23130-005	23130-034	23130-035	23130-036
31	42	2000	800	800	23130-006			
32	47	2200	600	600	23130-001	23130-074	23130-075	23130-076
33	47	2200	600	800	23130-002			
34	47	2200	800	800	23130-006	23130-034	23130-035	23130-036

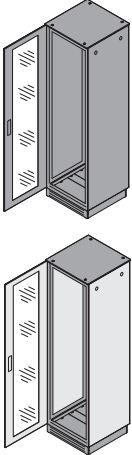
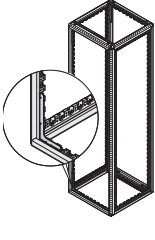
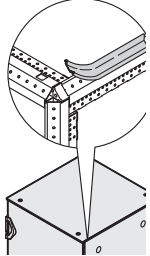
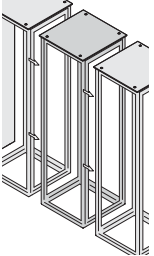
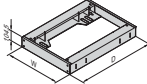
Cabinets – VARISTAR Seismic ServicePLUS

SEISMIC IP 20
CONNECTING PLATES FOR SHORT DOORS/REAR PANELS

	Dimensioning connecting plate door/rear panel	Connecting plate for door and rear panel			Other VARISTAR interior mounting parts
		Plain	With brush strip	Assembly kit	
 <p>Completely in RAL 7021 (black grey)</p>  <p>Colour combination RAL 7035 (light grey)/RAL 7021 (black grey)</p>	 <p>01005071</p> <p>door and rear panel must be selected 400 mm shorter than the cabinet height; cannot be used with double door</p>	 <p>01005063</p> <p>St, 1 mm, assembly also possible at top, height 400 mm, please order assembly kit separately in conjunction with rear panel</p>	 <p>01005069</p> <p>St, 1 mm, assembly also possible at top, height 400 mm, please order assembly kit separately in conjunction with rear panel</p>	<p>only required if rear panel is assembled above the connecting plate</p>	 <p>e.g. stationary shelves, 19" shelves, slide rails, cable ducting</p>
<p>Height Width mm mm</p>		1 piece assembled	1 piece assembled	PU 1 kit assembled	
Completely in RAL 7021		RAL 7021	RAL 7021		
400 600		21130-472	21130-478	23130-164	from page
400 800		21130-473	21130-479	23130-164	1.108
Colour combinations		RAL 7035	RAL 7035		
400 600		22130-472	22130-478	23130-164	from page
400 800		22130-473	22130-479	23130-164	1.108

Cabinets – VARISTAR Seismic ServicePLUS

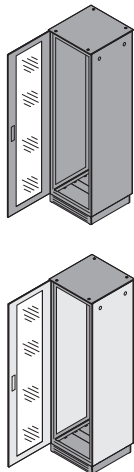




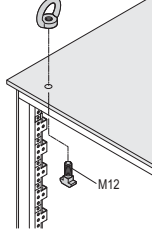
SEISMIC IP 55
FRAMES, GASKETING KITS, SIDE-BY-SIDE MOUNTING KITS, BASE/PLINTH

					Seismic frame Heavy-Duty 800 kg	Gasketing kit IP 55	Side-by-side mounting kit IP 55 (with gasket)	Base/plinth
 <p>Completely in RAL 7021 (black grey)</p> <p>Colour combination RAL 7035 (light grey) / RAL 7021 (black grey)</p>					 <p>01009060</p> <p>St, 1.5 mm, zinc-plated, with 8 strengthening brackets, central GND/earthing point, static load-carrying capacity 800 kg</p>	 <p>01004157</p> <p>seals are glued to the frame, so that all cladding parts conform to protection type IP 55</p>	 <p>01004117</p> <p>side-by-side mounting bracket (4 pieces), St, RAL 7021, incl. gasket to cover the gap between two racks; not in combination with decorative frame</p>	 <p>01009062</p> <p>2 support profiles, St, 4 mm, lateral; 2 trims, St, 4 mm, front/rear; height 104.5 mm; static load-carrying capacity 1000 kg</p>
No.	Cabinet dimensions				1 piece assembled	PU 1 kit assembled	PU 1 kit supplied loose	1 piece assembled
	Height U	Width mm	Depth mm	mm				
Completely in RAL 7021					RAL 7021			RAL 7021
1	29	1400	600	600	20130-617			23130-454
2	29	1400	600	800	20130-618	23130-064	23130-062	23130-455
3	33	1600	600	600	20130-621			23130-454
4	33	1600	600	800	20130-622	23130-064	23130-062	23130-455
5	33	1600	800	600	20130-623			23130-456
6	33	1600	800	800	20130-624	23130-064	23130-062	23130-457
7	38	1800	600	600	20130-625			23130-454
8	38	1800	600	800	20130-626	23130-064	23130-062	23130-455
9	38	1800	800	600	20130-627			23130-456
10	38	1800	800	800	20130-628	23130-064	23130-062	23130-457
11	42	2000	600	600	20130-629			23130-454
12	42	2000	600	800	20130-630	23130-064	23130-062	23130-455
13	42	2000	800	600	20130-631			23130-456
14	42	2000	800	800	20130-632	23130-064	23130-062	23130-457
15	47	2200	600	600	20130-633			23130-454
16	47	2200	600	800	20130-634	23130-064	23130-062	23130-455
17	47	2200	800	800	20130-636	23130-064	23130-062	23130-457
Colour combinations					RAL 7021			RAL 7021
18	29	1400	600	600	20130-617			23130-454
19	29	1400	600	800	20130-618	23130-064	23130-062	23130-455
20	33	1600	600	600	20130-621			23130-454
21	33	1600	600	800	20130-622	23130-064	23130-062	23130-455
22	33	1600	800	600	20130-623			23130-456
23	33	1600	800	800	20130-624	23130-064	23130-062	23130-457
24	38	1800	600	600	20130-625			23130-454
25	38	1800	600	800	20130-626	23130-064	23130-062	23130-455
26	38	1800	800	600	20130-627			23130-456
27	38	1800	800	800	20130-628	23130-064	23130-062	23130-457
28	42	2000	600	600	20130-629			23130-454
29	42	2000	600	800	20130-630	23130-064	23130-062	23130-455
30	42	2000	800	600	20130-631			23130-456
31	42	2000	800	800	20130-632	23130-064	23130-062	23130-457
32	47	2200	600	600	20130-633			23130-454
33	47	2200	600	800	20130-634	23130-064	23130-062	23130-455
34	47	2200	800	800	20130-636	23130-064	23130-062	23130-457

Further dimensions and configurations online at www.schroff.biz/conf

Cabinets – VARISTAR Seismic ServicePLUS

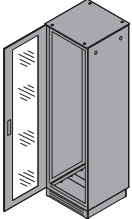
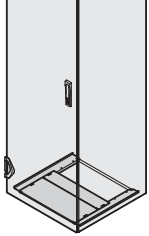
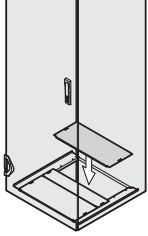
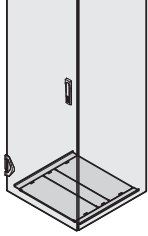
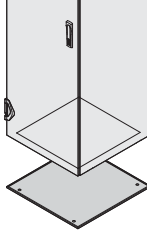
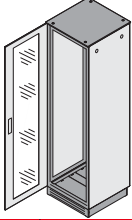
SEISMIC IP 55
SIDE PANELS, REAR PANELS, DOORS, TOP COVERS

					Screw-fixed side panel	Screw-fixed rear panel	Steel door 3-point locking	DIN profile half cylinder	Plain flush top cover	Lifting eye
					 01004083	 01004085	 01008085	 01004148	 01004096	 01004100
					St, 1 mm, incl. GND/earthing	St, 1 mm, incl. GND/earthing	St, 1.5 mm, opening angle 180°, inner side with mounting frame, lever handle with built-in push button, incl. GND/earthing	for lever handle, common locking	St, 1.5 mm, incl. GND/earthing	for top cover, applications and load in accordance with DIN 582
					Completely in RAL 7021 (black grey)					
					Colour combination RAL 7035 (light grey)/RAL 7021 (black grey)					
No.	Cabinet dimensions				PU 2 pieces assembled	1 piece assembled	1 piece assembled	1 piece assembled	1 piece assembled	PU 4 pieces assembled
	Height U	Width mm	Depth mm							
Completely in RAL 7021					RAL 7021		RAL 7021			RAL 7021
1	29	1400	600	600	21130-003	21130-063	21130-153	25127-995	21130-242	23130-072
2	29	1400	600	800	21130-004				21130-243	
3	33	1600	600	600	21130-005	21130-065	21130-155	25127-995	21130-242	23130-072
4	33	1600	600	800	21130-006				21130-243	
5	33	1600	800	600	21130-005	21130-066	21130-156	25127-995	21130-246	23130-072
6	33	1600	800	800	21130-006				21130-247	
7	38	1800	600	600	21130-007	21130-067	21130-157	25127-995	21130-242	23130-072
8	38	1800	600	800	21130-008				21130-243	
9	38	1800	800	600	21130-007	21130-068	21130-158	25127-995	21130-246	23130-072
10	38	1800	800	800	21130-008				21130-247	
11	42	2000	600	600	21130-010	21130-069	21130-159	25127-995	21130-242	23130-072
12	42	2000	600	800	21130-011				21130-243	
13	42	2000	800	600	21130-010	21130-070	21130-160	25127-995	21130-246	23130-072
14	42	2000	800	800	21130-011				21130-247	
15	47	2200	600	600	21130-015	21130-071	21130-161	25127-995	21130-242	23130-072
16	47	2200	600	800	21130-016				21130-243	
17	47	2200	800	800	21130-016	21130-072	21130-162	25127-995	21130-247	23130-072
Colour combinations					RAL 7035	RAL 7035	RAL 7035		RAL 7021	
18	29	1400	600	600	22130-003	22130-063	22130-153	25127-995	21130-242	23130-072
19	29	1400	600	800	22130-004				21130-243	
20	33	1600	600	600	22130-005	22130-065	22130-155	25127-995	21130-242	23130-072
21	33	1600	600	800	22130-006				21130-243	
22	33	1600	800	600	22130-005	22130-066	22130-156	25127-995	21130-246	23130-072
23	33	1600	800	800	22130-006				21130-247	
24	38	1800	600	600	22130-007	22130-067	22130-157	25127-995	21130-242	23130-072
25	38	1800	600	800	22130-008				21130-243	
26	38	1800	800	600	22130-007	22130-068	22130-158	25127-995	21130-246	23130-072
27	38	1800	800	800	22130-008				21130-247	
28	42	2000	600	600	22130-010	22130-069	22130-159	25127-995	21130-242	23130-072
29	42	2000	600	800	22130-011				21130-243	
30	42	2000	800	600	22130-010	22130-070	22130-160	25127-995	21130-246	23130-072
31	42	2000	800	800	22130-011				21130-247	
32	47	2200	600	600	22130-015	22130-071	22130-161	25127-995	21130-242	23130-072
33	47	2200	600	800	22130-016				21130-243	
34	47	2200	800	800	22130-016	22130-072	22130-162	25127-995	21130-247	23130-072

Cabinets – VARISTAR Seismic ServicePLUS

SEISMIC IP 55

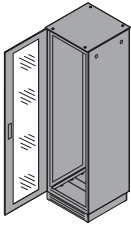
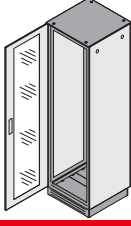
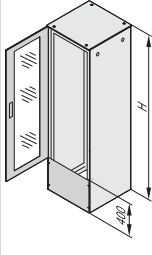

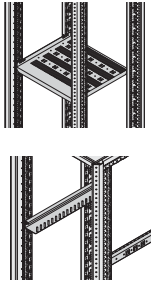
BASE PLATES, GASKETING

					Base plate		Base plate, one-piece, EMC, IP 55	
					Base plate, multi-piece	Cover plate	IP 55 gasket	
 <p>Completely in RAL 7021 (black grey)</p>					 <p>01004104</p>	 <p>01004106</p>	 <p>01004073</p>	 <p>01004051</p>
 <p>Colour combination RAL 7035 (light grey)/RAL 7021 (black grey)</p>					<p>St, 1.5 mm, multi-piece, opening to rear 200 mm deep (no rear opening with 300 mm cabinet depth), incl. GND/earthing; Dimension drawings see page 1.9</p>	<p>St, 1.5 mm, please order IP55 gasket separately</p>	<p>for base plate with cover</p>	<p>AlZn, 1.5 mm, incl. GND/earthing, assembly from outside</p>
No.	Cabinet dimensions				1 piece assembled	1 piece assembled	1 piece assembled	1 piece assembled
	Height U	Width mm	Depth mm					
Completely in RAL 7021					RAL 7021	RAL 7021		AlZn
1	29	1400	600	600	23130-001	23130-076	23130-073	21130-281
2	29	1400	600	800	23130-002			21130-282
3	33	1600	600	600	23130-001	23130-076	23130-073	21130-281
4	33	1600	600	800	23130-002			21130-282
5	33	1600	800	600	23130-005	23130-036	23130-073	21130-283
6	33	1600	800	800	23130-006			21130-284
7	38	1800	600	600	23130-001	23130-076	23130-073	21130-281
8	38	1800	600	800	23130-002			21130-282
9	38	1800	800	600	23130-005	23130-036	23130-073	21130-283
10	38	1800	800	800	23130-006			21130-284
11	42	2000	600	600	23130-001	23130-076	23130-073	21130-281
12	42	2000	600	800	23130-002			21130-282
13	42	2000	800	600	23130-005	23130-036	23130-073	21130-283
14	42	2000	800	800	23130-006			21130-284
15	47	2200	600	600	23130-001	23130-076	23130-073	21130-281
16	47	2200	600	800	23130-002			21130-282
17	47	2200	800	800	23130-006	23130-036	23130-073	21130-284
Colour combinations					RAL 7021	RAL 7021		AlZn
18	29	1400	600	600	23130-001	23130-076	23130-073	21130-281
19	29	1400	600	800	23130-002			21130-282
20	33	1600	600	600	23130-001	23130-076	23130-073	21130-281
21	33	1600	600	800	23130-002			21130-282
22	33	1600	800	600	23130-005	23130-036	23130-073	21130-283
23	33	1600	800	800	23130-006			21130-284
24	38	1800	600	600	23130-001	23130-076	23130-073	21130-281
25	38	1800	600	800	23130-002			21130-282
26	38	1800	800	600	23130-005	23130-036	23130-073	21130-283
27	38	1800	800	800	23130-006			21130-284
28	42	2000	600	600	23130-001	23130-076	23130-073	21130-281
29	42	2000	600	800	23130-002			21130-282
30	42	2000	800	600	23130-005	23130-036	23130-073	21130-283
31	42	2000	800	800	23130-006			21130-284
32	47	2200	600	600	23130-001	23130-076	23130-073	21130-281
33	47	2200	600	800	23130-002			21130-282
34	47	2200	800	800	23130-006	23130-036	23130-073	21130-284

Cabinets – VARISTAR Seismic ServicePLUS

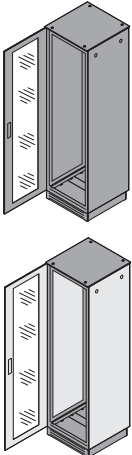
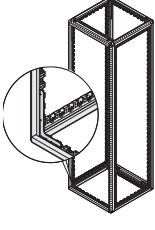
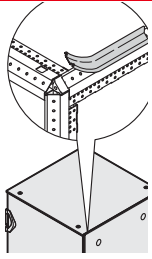
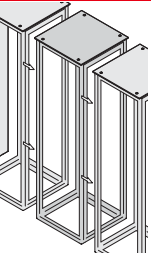
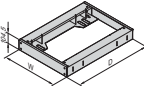
SEISMIC IP 55

CONNECTING PLATES FOR SHORT DOORS/REAR PANELS

	Dimensioning connecting plate door/rear panel	Connecting plate	Other VARISTAR interior mounting parts
 <p>Completely in RAL 7021 (black grey)</p>  <p>Colour combination RAL 7035 (light grey)/RAL 7021 (black grey)</p>	 <p>01005071</p> <p>door and rear panel must be selected 400 mm shorter than the cabinet height; cannot be used with double door</p>	 <p>01005072</p> <p>St, 1 mm, can also be fitted in upper part, height 400 mm, with assembly kit</p>	 <p>e.g. stationary shelves, 19" shelves, slide rails, cable ducting</p>
<p>Height Width mm mm</p>		1 piece assembled	
Completely in RAL 7021		RAL 7021	
400 600		21130-504	from page
400 800		21130-505	1.108
Colour combinations		RAL 7035	
400 600		22130-504	from page
400 800		22130-505	1.108

Cabinets – VARISTAR Seismic ServicePLUS

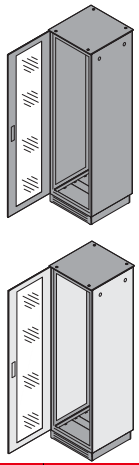
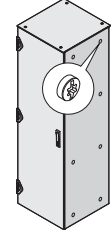
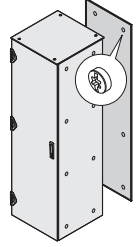



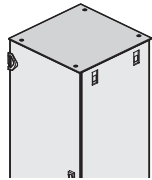
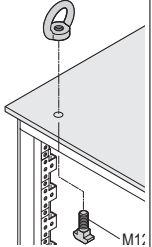
SEISMIC EMC
FRAMES, GASKETING KITS, SIDE-BY-SIDE MOUNTING KITS, BASE/PLINTH

					Seismic frame	EMC gasketing kit	Side-by-side mounting kit EMC	Base/plinth
					Heavy-Duty 800 kg			
 <p>Completely in RAL 7021 (black grey)</p> <p>Colour combination RAL 7035 (light grey)/RAL 7021 (black grey)</p>					 <p>01009060</p> <p>St, 1.5 mm, zinc-plated, with 8 strengthening brackets, central GND/earthing point, static load-carrying capacity 800 kg</p>	 <p>01004157</p> <p>gaskets are glued to the frame, thus all the following cover parts are conductively linked</p>	 <p>01004120</p> <p>side-by-side mounting brackets (4 pieces), St</p>	 <p>01009062</p> <p>2 support profiles, St, 4 mm, lateral; 2 trims, St, 4 mm, front/rear; height 104.5 mm; static load-carrying capacity 1000 kg</p>
No.	Cabinet dimensions				1 piece assembled	PU 1 kit assembled	PU 1 kit supplied loose	1 piece assembled
	U	mm	mm	mm				
Completely in RAL 7021					RAL 7021		RAL 7021	RAL 7021
1	29	1400	600	600	20130-617	23130-065	23130-063	23130-454
2	29	1400	600	800	20130-618	23130-065	23130-063	23130-455
3	33	1600	600	600	20130-621	23130-065	23130-063	23130-454
4	33	1600	600	800	20130-622	23130-065	23130-063	23130-455
5	33	1600	800	600	20130-623	23130-065	23130-063	23130-456
6	33	1600	800	800	20130-624	23130-065	23130-063	23130-457
7	38	1800	600	600	20130-625	23130-065	23130-063	23130-454
8	38	1800	600	800	20130-626	23130-065	23130-063	23130-455
9	38	1800	800	600	20130-627	23130-065	23130-063	23130-456
10	38	1800	800	800	20130-628	23130-065	23130-063	23130-457
11	42	2000	600	600	20130-629	23130-065	23130-063	23130-454
12	42	2000	600	800	20130-630	23130-065	23130-063	23130-455
13	42	2000	800	600	20130-631	23130-065	23130-063	23130-456
14	42	2000	800	800	20130-632	23130-065	23130-063	23130-457
15	47	2200	600	600	20130-633	23130-065	23130-063	23130-454
16	47	2200	600	800	20130-634	23130-065	23130-063	23130-455
17	47	2200	800	800	20130-636	23130-065	23130-063	23130-457
Colour combinations					RAL 7021			RAL 7021
18	29	1400	600	600	20130-617	23130-065	23130-063	23130-454
19	29	1400	600	800	20130-618	23130-065	23130-063	23130-455
20	33	1600	600	600	20130-621	23130-065	23130-063	23130-454
21	33	1600	600	800	20130-622	23130-065	23130-063	23130-455
22	33	1600	800	600	20130-623	23130-065	23130-063	23130-456
23	33	1600	800	800	20130-624	23130-065	23130-063	23130-457
24	38	1800	600	600	20130-625	23130-065	23130-063	23130-454
25	38	1800	600	800	20130-626	23130-065	23130-063	23130-455
26	38	1800	800	600	20130-627	23130-065	23130-063	23130-456
27	38	1800	800	800	20130-628	23130-065	23130-063	23130-457
28	42	2000	600	600	20130-629	23130-065	23130-063	23130-454
29	42	2000	600	800	20130-630	23130-065	23130-063	23130-455
30	42	2000	800	600	20130-631	23130-065	23130-063	23130-456
31	42	2000	800	800	20130-632	23130-065	23130-063	23130-457
32	47	2200	600	600	20130-633	23130-065	23130-063	23130-454
33	47	2200	600	800	20130-634	23130-065	23130-063	23130-455
34	47	2200	800	800	20130-636	23130-065	23130-063	23130-457

Further dimensions and configurations online at www.schroff.biz/conf

Cabinets – VARISTAR Seismic ServicePLUS

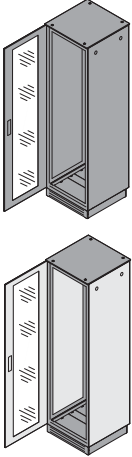


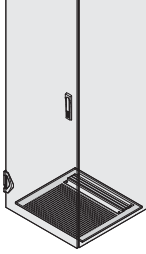
SEISMIC EMC
SIDE PANELS, REAR PANELS, DOORS, TOP COVERS

					Side panel, screw fixed, EMC, IP 55	Rear panel, screw fixed, EMC, IP 55	Steel door, 4-point locking			Flat top cover																																																																																																																																																																																																																																																																																																																																																																																																																																																																																					
							Plain, EMC, IP 55	Perforated, EMC	DIN profile half cylinder	EMC, IP 55	Lifting eye																																																																																																																																																																																																																																																																																																																																																																																																																																																																																				
 <p>Completely in RAL 7021 (black grey)</p> <p>Colour combination RAL 7035 (light grey) / RAL 7021 (black grey)</p>					 <p>01004083</p> <p>St, 1 mm, painted outside, AlZn inside, incl. GND/earthing</p>	 <p>01004085</p> <p>St, 1 mm, painted outside, AlZn inside, incl. GND/earthing</p>	 <p>01004092</p> <p>St, 1.5 mm, painted outside, interior AlZn, opening angle 180°, lever handle with push button, incl. GND/earthing</p>	 <p>01004093</p> <p>St, 1.5 mm, painted outside, interior AlZn, opening angle 180°, lever handle with push button, incl. GND/earthing</p>	 <p>01004148</p> <p>for lever handle, common locking</p>	 <p>01004096</p> <p>St, 1.5 mm, exterior painted, interior AlZn, incl. GND/earthing</p>	 <p>01004090</p> <p>for top cover, applications and load in accordance with DIN 582</p>	No.	Cabinet dimensions												Height	Width	Depth		PU 2 pieces assembled	1 piece assembled	1 piece assembled	1 piece assembled	1 piece assembled	1 piece assembled	PU 4 pieces assembled		U	mm	mm	mm								Completely in RAL 7021					RAL 7021	RAL 7021	RAL 7021	RAL 7021		RAL 7021		1	29	1400	600	600	21130-023					21130-272		2	29	1400	600	800	21130-024	21130-078	21130-168	21130-198	25127-995	21130-273	23130-072	3	33	1600	600	600	21130-025					21130-272		4	33	1600	600	800	21130-026	21130-080	21130-170	21130-200	25127-995	21130-273	23130-072	5	33	1600	800	600	21130-025					21130-276		6	33	1600	800	800	21130-026	21130-081	21130-171	21130-201	25127-995	21130-277	23130-072	7	38	1800	600	600	21130-027					21130-272		8	38	1800	600	800	21130-028	21130-082	21130-172	21130-202	25127-995	21130-273	23130-072	9	38	1800	800	600	21130-027					21130-276		10	38	1800	800	800	21130-028	21130-083	21130-173	21130-203	25127-995	21130-277	23130-072	11	42	2000	600	600	21130-030					21130-272		12	42	2000	600	800	21130-031	21130-084	21130-174	21130-204	25127-995	21130-273	23130-072	13	42	2000	800	600	21130-030					21130-276		14	42	2000	800	800	21130-031	21130-085	21130-175	21130-205	25127-995	21130-277	23130-072	15	47	2200	600	600	21130-035					21130-272		16	47	2200	600	800	21130-036	21130-086	21130-176	21130-206	25127-995	21130-273	23130-072	17	47	2200	800	800	21130-036	21130-087	21130-177	21130-207	25127-995	21130-277	23130-072	Colour combinations					RAL 7035	RAL 7035		RAL 7035		RAL 7021		18	29	1400	600	600	22130-023					21130-272		19	29	1400	600	800	22130-024	22130-078	22130-168	21130-198	25127-995	21130-273	23130-072	20	33	1600	600	600	22130-025					21130-272		21	33	1600	600	800	22130-026	22130-080	22130-170	21130-200	25127-995	21130-273	23130-072	22	33	1600	800	600	22130-025					21130-276		23	33	1600	800	800	22130-026	22130-081	22130-171	21130-201	25127-995	21130-277	23130-072	24	38	1800	600	600	22130-027					21130-272		25	38	1800	600	800	22130-028	22130-082	22130-172	21130-202	25127-995	21130-273	23130-072	26	38	1800	800	600	22130-027					21130-276		27	38	1800	800	800	22130-028	22130-083	22130-173	21130-203	25127-995	21130-277	23130-072	28	42	2000	600	600	22130-030					21130-272		29	42	2000	600	800	22130-031	22130-084	22130-174	21130-204	25127-995	21130-273	23130-072	30	42	2000	800	600	22130-030					21130-276		31	42	2000	800	800	22130-031	22130-085	22130-175	21130-205	25127-995	21130-277	23130-072	32	47	2200	600	600	22130-035					21130-272		33	47	2200	600	800	22130-036	22130-086	22130-176	21130-206	25127-995	21130-273	23130-072	34	47	2200	800	800	22130-036	22130-087	22130-177	21130-207	25127-995	21130-277	23130-072
No.	Cabinet dimensions																																																																																																																																																																																																																																																																																																																																																																																																																																																																																														
	Height	Width	Depth		PU 2 pieces assembled	1 piece assembled	1 piece assembled	1 piece assembled	1 piece assembled	1 piece assembled	PU 4 pieces assembled																																																																																																																																																																																																																																																																																																																																																																																																																																																																																				
	U	mm	mm	mm																																																																																																																																																																																																																																																																																																																																																																																																																																																																																											
Completely in RAL 7021					RAL 7021	RAL 7021	RAL 7021	RAL 7021		RAL 7021																																																																																																																																																																																																																																																																																																																																																																																																																																																																																					
1	29	1400	600	600	21130-023					21130-272																																																																																																																																																																																																																																																																																																																																																																																																																																																																																					
2	29	1400	600	800	21130-024	21130-078	21130-168	21130-198	25127-995	21130-273	23130-072																																																																																																																																																																																																																																																																																																																																																																																																																																																																																				
3	33	1600	600	600	21130-025					21130-272																																																																																																																																																																																																																																																																																																																																																																																																																																																																																					
4	33	1600	600	800	21130-026	21130-080	21130-170	21130-200	25127-995	21130-273	23130-072																																																																																																																																																																																																																																																																																																																																																																																																																																																																																				
5	33	1600	800	600	21130-025					21130-276																																																																																																																																																																																																																																																																																																																																																																																																																																																																																					
6	33	1600	800	800	21130-026	21130-081	21130-171	21130-201	25127-995	21130-277	23130-072																																																																																																																																																																																																																																																																																																																																																																																																																																																																																				
7	38	1800	600	600	21130-027					21130-272																																																																																																																																																																																																																																																																																																																																																																																																																																																																																					
8	38	1800	600	800	21130-028	21130-082	21130-172	21130-202	25127-995	21130-273	23130-072																																																																																																																																																																																																																																																																																																																																																																																																																																																																																				
9	38	1800	800	600	21130-027					21130-276																																																																																																																																																																																																																																																																																																																																																																																																																																																																																					
10	38	1800	800	800	21130-028	21130-083	21130-173	21130-203	25127-995	21130-277	23130-072																																																																																																																																																																																																																																																																																																																																																																																																																																																																																				
11	42	2000	600	600	21130-030					21130-272																																																																																																																																																																																																																																																																																																																																																																																																																																																																																					
12	42	2000	600	800	21130-031	21130-084	21130-174	21130-204	25127-995	21130-273	23130-072																																																																																																																																																																																																																																																																																																																																																																																																																																																																																				
13	42	2000	800	600	21130-030					21130-276																																																																																																																																																																																																																																																																																																																																																																																																																																																																																					
14	42	2000	800	800	21130-031	21130-085	21130-175	21130-205	25127-995	21130-277	23130-072																																																																																																																																																																																																																																																																																																																																																																																																																																																																																				
15	47	2200	600	600	21130-035					21130-272																																																																																																																																																																																																																																																																																																																																																																																																																																																																																					
16	47	2200	600	800	21130-036	21130-086	21130-176	21130-206	25127-995	21130-273	23130-072																																																																																																																																																																																																																																																																																																																																																																																																																																																																																				
17	47	2200	800	800	21130-036	21130-087	21130-177	21130-207	25127-995	21130-277	23130-072																																																																																																																																																																																																																																																																																																																																																																																																																																																																																				
Colour combinations					RAL 7035	RAL 7035		RAL 7035		RAL 7021																																																																																																																																																																																																																																																																																																																																																																																																																																																																																					
18	29	1400	600	600	22130-023					21130-272																																																																																																																																																																																																																																																																																																																																																																																																																																																																																					
19	29	1400	600	800	22130-024	22130-078	22130-168	21130-198	25127-995	21130-273	23130-072																																																																																																																																																																																																																																																																																																																																																																																																																																																																																				
20	33	1600	600	600	22130-025					21130-272																																																																																																																																																																																																																																																																																																																																																																																																																																																																																					
21	33	1600	600	800	22130-026	22130-080	22130-170	21130-200	25127-995	21130-273	23130-072																																																																																																																																																																																																																																																																																																																																																																																																																																																																																				
22	33	1600	800	600	22130-025					21130-276																																																																																																																																																																																																																																																																																																																																																																																																																																																																																					
23	33	1600	800	800	22130-026	22130-081	22130-171	21130-201	25127-995	21130-277	23130-072																																																																																																																																																																																																																																																																																																																																																																																																																																																																																				
24	38	1800	600	600	22130-027					21130-272																																																																																																																																																																																																																																																																																																																																																																																																																																																																																					
25	38	1800	600	800	22130-028	22130-082	22130-172	21130-202	25127-995	21130-273	23130-072																																																																																																																																																																																																																																																																																																																																																																																																																																																																																				
26	38	1800	800	600	22130-027					21130-276																																																																																																																																																																																																																																																																																																																																																																																																																																																																																					
27	38	1800	800	800	22130-028	22130-083	22130-173	21130-203	25127-995	21130-277	23130-072																																																																																																																																																																																																																																																																																																																																																																																																																																																																																				
28	42	2000	600	600	22130-030					21130-272																																																																																																																																																																																																																																																																																																																																																																																																																																																																																					
29	42	2000	600	800	22130-031	22130-084	22130-174	21130-204	25127-995	21130-273	23130-072																																																																																																																																																																																																																																																																																																																																																																																																																																																																																				
30	42	2000	800	600	22130-030					21130-276																																																																																																																																																																																																																																																																																																																																																																																																																																																																																					
31	42	2000	800	800	22130-031	22130-085	22130-175	21130-205	25127-995	21130-277	23130-072																																																																																																																																																																																																																																																																																																																																																																																																																																																																																				
32	47	2200	600	600	22130-035					21130-272																																																																																																																																																																																																																																																																																																																																																																																																																																																																																					
33	47	2200	600	800	22130-036	22130-086	22130-176	21130-206	25127-995	21130-273	23130-072																																																																																																																																																																																																																																																																																																																																																																																																																																																																																				
34	47	2200	800	800	22130-036	22130-087	22130-177	21130-207	25127-995	21130-277	23130-072																																																																																																																																																																																																																																																																																																																																																																																																																																																																																				

Cabinets – VARISTAR Seismic ServicePLUS

SEISMIC EMC

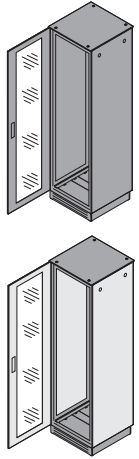
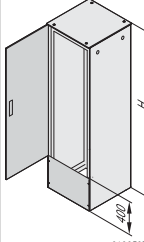
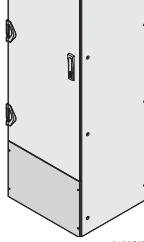
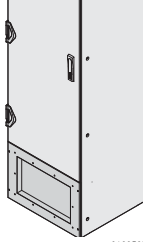
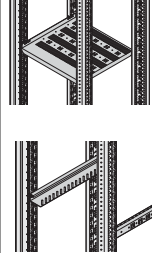
BASE PLATES

					Base plates		
					one-piece, EMC, IP 55	with cable ducting, EMC	perforated, with cable ducting, EMC
 <p>Completely in RAL 7021 (black grey)</p> <p>Colour combination RAL 7035 (light grey) / RAL 7021 (black grey)</p>					 <p>01004051</p> <p>AlZn, 1.5 mm, incl. GND/earthing, assembly from outside</p>	 <p>01004108</p> <p>AlZn, 1.5 mm, rear opening 60 mm deep, incl. GND/earthing, assembly from outside</p>	 <p>01008051</p> <p>AlZn, 1.5 mm, incl. GND/earthing; opening at rear for cabinet width of 600 mm: 359 x 60 mm, for cabinet width of 800 mm: 559 x 60 mm</p>
No.	Cabinet dimensions				1 piece assembled	1 piece assembled	1 piece assembled
	Height U	Width mm	Depth mm	mm			
Completely in RAL 7021					AlZn	AlZn	AlZn
1	29	1400	600	600	21130-281	21130-291	23130-400
2	29	1400	600	800	21130-282	21130-292	23130-401
3	33	1600	600	600	21130-281	21130-291	23130-400
4	33	1600	600	800	21130-282	21130-292	23130-401
5	33	1600	800	600	21130-283	21130-293	23130-402
6	33	1600	800	800	21130-284	21130-294	23130-403
7	38	1800	600	600	21130-281	21130-291	23130-400
8	38	1800	600	800	21130-282	21130-292	23130-401
9	38	1800	800	600	21130-283	21130-293	23130-402
10	38	1800	800	800	21130-284	21130-294	23130-403
11	42	2000	600	600	21130-281	21130-291	23130-400
12	42	2000	600	800	21130-282	21130-292	23130-401
13	42	2000	800	600	21130-283	21130-293	23130-402
14	42	2000	800	800	21130-284	21130-294	23130-403
15	47	2200	600	600	21130-281	21130-291	23130-400
16	47	2200	600	800	21130-282	21130-292	23130-401
17	47	2200	800	800	21130-284	21130-294	23130-403
Colour combinations					AlZn	AlZn	AlZn
18	29	1400	600	600	21130-281	21130-291	23130-400
19	29	1400	600	800	21130-282	21130-292	23130-401
20	33	1600	600	600	21130-281	21130-291	23130-400
21	33	1600	600	800	21130-282	21130-292	23130-401
22	33	1600	800	600	21130-283	21130-293	23130-402
23	33	1600	800	800	21130-284	21130-294	23130-403
24	38	1800	600	600	21130-281	21130-291	23130-400
25	38	1800	600	800	21130-282	21130-292	23130-401
26	38	1800	800	600	21130-283	21130-293	23130-402
27	38	1800	800	800	21130-284	21130-294	23130-403
28	42	2000	600	600	21130-281	21130-291	23130-400
29	42	2000	600	800	21130-282	21130-292	23130-401
30	42	2000	800	600	21130-283	21130-293	23130-402
31	42	2000	800	800	21130-284	21130-294	23130-403
32	47	2200	600	600	21130-281	21130-291	23130-400
33	47	2200	600	800	21130-282	21130-292	23130-401
34	47	2200	800	800	21130-284	21130-294	23130-403

Cabinets – VARISTAR Seismic ServicePLUS

SEISMIC EMC

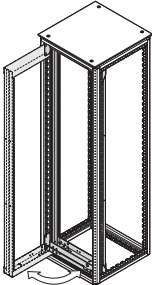

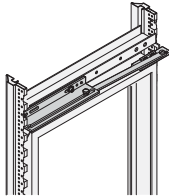

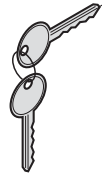
CONNECTING PLATES FOR SHORT DOORS/REAR PANELS

		Dimensioning connecting plate door/rear panel	EMC connecting plate		Other VARISTAR interior mounting parts	
			Flat plate, EMC, IP 55	Shortened plate, EMC, IP 55		
 <p>Completely in RAL 7021 (black grey)</p> <p>Colour combination RAL 7035 (light grey)/RAL 7021 (black grey)</p>		 <p>01005077</p> <p>door and rear panel must be selected 400 mm shorter than cabinet height</p>	 <p>01005075</p> <p>flat plate, stainless steel, 1 mm, height 400 mm, mounting can be at top or bottom</p>	 <p>01005074</p> <p>frame, stainless steel, 1 mm, mounting at top or bottom, height 400 mm, plate recessed by 40 mm, stainless steel, 1 mm</p>	 <p>e.g. stationary shelves, 19" shelves, slide rails, cable ducting</p>	
No.	Cabinet dimensions					
	U	Height mm	Width mm	Depth mm		
Completely in RAL 7021					RAL 7021	RAL 7021
		400	600		21130-578	21130-580
		400	800		21130-579	21130-581
Colour combinations					RAL 7035	RAL 7035
		400	600		22130-578	22130-580
		400	800		22130-579	22130-581

Cabinets – VARISTAR Seismic ServicePLUS

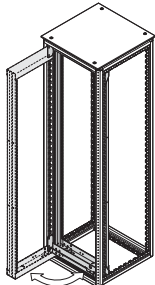

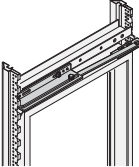

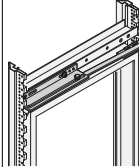
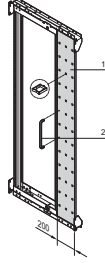

INTERIOR MOUNTING SWING FRAMES FOR CABINET WIDTH 600 MM

ORDER INFORMATION

			Swing frame	Stop 120°	Safety lock	Spare key
			 01005070 St, 2 mm, RAL 7021, load-carrying capacity: 150 kg, 120° hinge, square locks incl. 2 keys (Dimension drawings link)	 01005061 St; for safety reasons a swing frame stop is recommended	 01015060 for swing frame, instead of square lock, incl. 2 keys	 01015059
Height	Usable height	Width	1 piece assembled	PU 1 kit assembled	1 piece assembled	PU 2 pieces supplied loose
U	U	mm				
partial height	12	600	21130-740	23130-158	60113-267	60220-003
partial height	21	600	21130-741	23130-158	60113-267	60220-003
29	25	600	21130-742	23130-158	60113-267	60220-003
33	30	600	21130-743	23130-158	60113-267	60220-003
38	34	600	21130-744	23130-158	60113-267	60220-003
42	39	600	21130-745	23130-158	60113-267	60220-003
47	43	600	21130-746	23130-158	60113-267	60220-003

INTERIOR MOUNTING SWING FRAMES FOR CABINET WIDTH 800 MM

ORDER INFORMATION

			Swing frame 120°		Swing frame 160°		Swing frame trim		Safety lock
			Swing frame 120°	Stop 120°	Swing frame 160°	Stop 160°	Asymmetrical assembly	Symmetrical assembly	
			 01005070 St, 2 mm, RAL 7021, load-carrying capacity 150 kg, 120° hinge, square locks incl. 2 keys (Dimension drawings link)	 01005061 St; for safety reasons a swing frame stop is recommended	 01005070 St, 2 mm, RAL 7021, load-carrying capacity 150 kg, 160° hinge, square locks incl. 2 keys	 01005061 St, swing frame stop is recommended for safety reasons	 01005058 St, 1.5 mm, RAL 7021, trim (item 1, width 200 mm) incl. handle (item 2) and cut-out for cable eyes	 01005057 St, 1.5 mm, RAL 7021, trim (item 1, 2 x width 100 mm) incl. handle (item 2) and cut-out for cable eyes	 01015060 for swing frame, instead of square lock, incl. 2 keys
Height	Usable height	Width		PU 1 kit assembled	PU 2 pieces assembled	PU 1 kit assembled	1 piece assembled	PU 2 pieces assembled	1 piece assembled
U	U	mm	assembled						
partial height	12	800	21130-747	23130-158	21130-761	23130-159	–	–	60113-267
partial height	21	800	21130-748	23130-158	21130-762	23130-159	21130-432	21130-442	60113-267
29	25	800	21130-749	23130-158	21130-763	23130-159	21130-433	21130-443	60113-267
33	30	800	21130-750	23130-158	21130-764	23130-159	21130-434	21130-444	60113-267
38	34	800	21130-751	23130-158	21130-765	23130-159	21130-435	21130-445	60113-267
42	39	800	21130-752	23130-158	21130-766	23130-159	21130-436	21130-446	60113-267
47	43	800	21130-753	23130-158	21130-767	23130-159	21130-437	21130-447	60113-267

Cabinets – VARISTAR Seismic ServicePLUS

INTERIOR MOUNTING 19" PANEL/SLIDE MOUNTS

		Dimension Standard fitting		19" panel/slide mounts EIA		U height identification for 19" panel/slide mount	19" assembly kit M6	Adapter bracket for reduced width			
				Painted RAL 7021	AlZn						
		<p>X_f = distance from front c = pitch of 19" panel/slide mounts D = cabinet depth W = cabinet width</p>				<p>paper strip, white, serial numbered from 1 ... 47 U</p>	<p>assembly kit: item 1: screws, item 2: cage nuts, item 3: washers</p>	<p>St, 2 mm, finish AlZn, for fixing the 19" panel/slide mounts in 800 mm wide cabinets</p>			
No.	Cabinet dimensions			X_f	c	PU 1 pair assembled	PU 1 pair assembled	PU 4 pieces assembled	PU 50 pieces supplied loose	PU 4 pieces assembled	
	U	mm	mm	mm	mm	mm	mm	mm	mm	mm	
Completely in RAL 7021											
						RAL 7021	AlZn			AlZn	
1	29	1400	600	600	50	500	23130-012	23130-032	25127-997	21101-809	-
2	29	1400	600	800	50	700	23130-012	23130-032	25127-997	21101-809	-
3	33	1600	600	600	50	500	23130-013	23130-033	25127-997	21101-809	-
4	33	1600	600	800	50	700	23130-013	23130-033	25127-997	21101-809	-
5	33	1600	800	600	50	500	23130-013	23130-033	25127-997	21101-809	23130-091
6	33	1600	800	800	150	500	23130-013	23130-033	25127-997	21101-809	23130-091
7	38	1800	600	600	50	500	23130-014	23130-034	25127-997	21101-809	-
8	38	1800	600	800	50	700	23130-014	23130-034	25127-997	21101-809	-
9	38	1800	800	600	50	500	23130-014	23130-034	25127-997	21101-809	23130-091
10	38	1800	800	800	150	500	23130-014	23130-034	25127-997	21101-809	23130-091
11	42	2000	600	600	50	500	23130-015	23130-035	25127-997	21101-809	-
12	42	2000	600	800	50	700	23130-015	23130-035	25127-997	21101-809	-
13	42	2000	800	600	50	500	23130-015	23130-035	25127-997	21101-809	23130-091
14	42	2000	800	800	150	500	23130-015	23130-035	25127-997	21101-809	23130-091
15	47	2200	600	600	50	500	23130-016	23130-036	25127-997	21101-809	-
16	47	2200	600	800	50	700	23130-016	23130-036	25127-997	21101-809	-
17	47	2200	800	800	150	500	23130-016	23130-036	25127-997	21101-809	23130-091
Colour combinations											
							RAL 7035	AlZn			
18	29	1400	600	600	50	500	23130-022	23130-032	25127-997	21101-809	-
19	29	1400	600	800	50	700	23130-022	23130-032	25127-997	21101-809	-
20	33	1600	600	600	50	500	23130-023	23130-033	25127-997	21101-809	-
21	33	1600	600	800	50	700	23130-023	23130-033	25127-997	21101-809	-
22	33	1600	800	600	50	500	23130-023	23130-033	25127-997	21101-809	23130-091
23	33	1600	800	800	150	500	23130-023	23130-033	25127-997	21101-809	23130-091
24	38	1800	600	600	50	500	23130-024	23130-034	25127-997	21101-809	-
25	38	1800	600	800	50	700	23130-024	23130-034	25127-997	21101-809	-
26	38	1800	800	600	50	500	23130-024	23130-034	25127-997	21101-809	23130-091
27	38	1800	800	800	150	500	23130-024	23130-034	25127-997	21101-809	23130-091
28	42	2000	600	600	50	500	23130-025	23130-035	25127-997	21101-809	-
29	42	2000	600	800	50	700	23130-025	23130-035	25127-997	21101-809	-
30	42	2000	800	600	50	500	23130-025	23130-035	25127-997	21101-809	23130-091
31	42	2000	800	800	150	500	23130-025	23130-035	25127-997	21101-809	23130-091
32	47	2200	600	600	50	500	23130-026	23130-036	25127-997	21101-809	-
33	47	2200	600	800	50	700	23130-026	23130-036	25127-997	21101-809	-
34	47	2200	800	800	150	500	23130-026	23130-036	25127-997	21101-809	23130-091

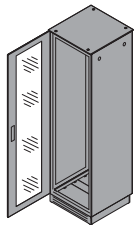
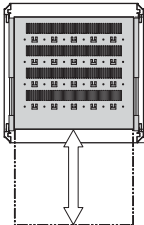
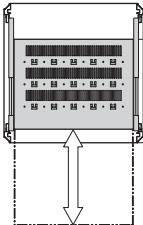
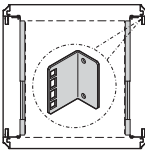
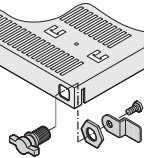

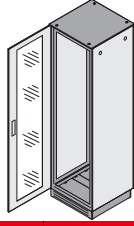
Cabinets – VARISTAR Seismic ServicePLUS

INTERIOR MOUNTING MOUNTING PLATES, STATIONARY SHELVES, 75 KG

					Mounting plate		Stationary shelf	Stationary shelf		
					Full height	Height 1200 mm	Strengthening brackets	Full depth	Shortened by 100 mm	Depth member, 3 rows
<p>Completely in RAL 7021 (black grey)</p> <p>Colour combination RAL 7035 (light grey)/RAL 7021 (black grey)</p>					<p>01008052 01008053</p> <p>St, zinc-plated, 3 mm, static load-carrying capacity up to 450 kg (rear mounted); strengthening bracket increases static load-carrying capacity, please order separately</p>		<p>01008080</p> <p>St profile, increases static load-carrying capacity of mounting plate to 150 kg</p>	<p>01004142 01004142</p> <p>St, 1.5 mm, static load-carrying capacity 75 kg, 1 U, incl. GND/earthing</p> <p>St, 1.5 mm, static load-carrying cap. 75 kg, 1 U, depth 479 mm, incl. GND/earthing, for recessed installation order depth members separately</p>	<p>01004126</p> <p>length 460 mm, St, 1.5 mm, finish AlZn; required for recessed shelf</p>	
No.	Cabinet dimensions				1 piece assembled	1 piece assembled	PU 2 pieces assembled	1 piece assembled	1 piece assembled	PU 1 pair assembled
	Height U	Width mm	Depth mm	mm						
Completely in RAL 7021					zinc-plated	zinc-plated	RAL 7021	RAL 7021	RAL 7021	AlZn
1	29	1400	600	600	-	23130-413	23130-418	21130-323	21130-322	23130-081
2	29	1400	600	800	-			21130-325	21130-324	23130-082
3	33	1600	600	600	-	23130-413	23130-418	21130-323	21130-322	23130-081
4	33	1600	600	800	-			21130-325	21130-324	23130-082
5	33	1600	800	600	-			21130-333	21130-332	23130-081
6	33	1600	800	800	-	23130-414	23130-418	21130-335	21130-334	23130-082
7	38	1800	600	600				21130-323	21130-322	23130-081
8	38	1800	600	800	23130-405	23130-413	23130-418	21130-325	21130-324	23130-082
9	38	1800	800	600				21130-333	21130-332	23130-081
10	38	1800	800	800	23130-406	23130-414	23130-418	21130-335	21130-334	23130-082
11	42	2000	600	600				21130-323	21130-322	23130-081
12	42	2000	600	800	23130-407	23130-413	23130-418	21130-325	21130-324	23130-082
13	42	2000	800	600				21130-333	21130-332	23130-081
14	42	2000	800	800	23130-408	23130-414	23130-418	21130-335	21130-334	23130-082
15	47	2200	600	600	-	23130-413	23130-418	21130-323	21130-322	23130-081
16	47	2200	600	800	-			21130-325	21130-324	23130-082
17	47	2200	800	800	-	23130-414	23130-418	21130-335	21130-334	23130-082
Colour combinations					zinc-plated	zinc-plated	RAL 7021	RAL 7035	RAL 7035	AlZn
18	29	1400	600	600	-	23130-413	23130-418	21130-323	21130-322	23130-081
19	29	1400	600	800	-			21130-325	21130-324	23130-082
20	33	1600	600	600	-	23130-413	23130-418	21130-323	21130-322	23130-081
21	33	1600	600	800	-			21130-325	21130-324	23130-082
22	33	1600	800	600	-			21130-333	21130-332	23130-081
23	33	1600	800	800	-	23130-414	23130-418	21130-335	21130-334	23130-082
24	38	1800	600	600				21130-323	21130-322	23130-081
25	38	1800	600	800	23130-405	23130-413	23130-418	21130-325	21130-324	23130-082
26	38	1800	800	600				21130-333	21130-332	23130-081
27	38	1800	800	800	23130-406	23130-414	23130-418	21130-335	21130-334	23130-082
28	42	2000	600	600				21130-323	21130-322	23130-081
29	42	2000	600	800	23130-407	23130-413	23130-418	21130-325	21130-324	23130-082
30	42	2000	800	600				21130-333	21130-332	23130-081
31	42	2000	800	800	23130-408	23130-414	23130-418	21130-335	21130-334	23130-082
32	47	2200	600	600	-	23130-413	23130-418	21130-323	21130-322	23130-081
33	47	2200	600	800	-			21130-325	21130-324	23130-082
34	47	2200	800	800	-	23130-414	23130-418	21130-335	21130-334	23130-082

Cabinets – VARISTAR Seismic ServicePLUS

INTERIOR MOUNTING TELESCOPIC SHELVES, 70 KG

					Telescopic shelf, 2 U				
					Full depth	Shortened by 100 mm	Mounting bracket	T-bar lock	GND/earthing
 <p>Completely in RAL 7021 (black grey)</p>					 <p>01004144</p>	 <p>01004145</p>	 <p>01005054</p>	 <p>01004125</p>	 <p>05904052</p>
 <p>Colour combination RAL 7035 (light grey)/RAL 7021 (black grey)</p>					<p>St, 1.5 mm, static load-carrying capacity 70/50 kg (width 600/800 mm), incl. telescopic slide, please order mounting bracket separately</p>	<p>St, 1.5 mm, static load-carrying capacity 70/50 kg (width 600/800 mm), incl. telescopic slide, please order mounting bracket separately</p>	<p>St, finish AlZn</p>	<p>to lock the telescopic shelf</p>	<p>for telescopic shelf</p>
No.	Cabinet dimensions				1 piece assembled	1 piece assembled	PU 4 pieces assembled	1 piece assembled	PU 1 kit assembled
	U	Height mm	Width mm	Depth mm					
Completely in RAL 7021					RAL 7021	RAL 7021	AlZn		
1	29	1400	600	600	21130-353	21130-352	23130-274	23130-092	23130-140
2	29	1400	600	800	21130-355	21130-354			
3	33	1600	600	600	21130-353	21130-352	23130-274	23130-092	23130-140
4	33	1600	600	800	21130-355	21130-354			
5	33	1600	800	600	21130-373	21130-372	23130-274	23130-092	23130-140
6	33	1600	800	800	21130-375	21130-374			
7	38	1800	600	600	21130-353	21130-352	23130-274	23130-092	23130-140
8	38	1800	600	800	21130-355	21130-354			
9	38	1800	800	600	21130-373	21130-372	23130-274	23130-092	23130-140
10	38	1800	800	800	21130-375	21130-374			
11	42	2000	600	600	21130-353	21130-352	23130-274	23130-092	23130-140
12	42	2000	600	800	21130-355	21130-354			
13	42	2000	800	600	21130-373	21130-372	23130-274	23130-092	23130-140
14	42	2000	800	800	21130-375	21130-374			
15	47	2200	600	600	21130-353	21130-352	23130-274	23130-092	23130-140
16	47	2200	600	800	21130-355	21130-354			
17	47	2200	800	800	21130-375	21130-374	23130-274	23130-092	23130-140
Colour combinations					RAL 7035	RAL 7035	AlZn		RAL 7021
18	29	1400	600	600	22130-353	22130-352	23130-274	23130-092	23130-140
19	29	1400	600	800	22130-355	22130-354			
20	33	1600	600	600	22130-353	22130-352	23130-274	23130-092	23130-140
21	33	1600	600	800	22130-355	22130-354			
22	33	1600	800	600	22130-373	22130-372	23130-274	23130-092	23130-140
23	33	1600	800	800	22130-375	22130-374			
24	38	1800	600	600	22130-353	22130-352	23130-274	23130-092	23130-140
25	38	1800	600	800	22130-355	22130-354			
26	38	1800	800	600	22130-373	22130-372	23130-274	23130-092	23130-140
27	38	1800	800	800	22130-375	22130-374			
28	42	2000	600	600	22130-353	22130-352	23130-274	23130-092	23130-140
29	42	2000	600	800	22130-355	22130-354			
30	42	2000	800	600	22130-373	22130-372	23130-274	23130-092	23130-140
31	42	2000	800	800	22130-375	22130-374			
32	47	2200	600	600	22130-353	22130-352	23130-274	23130-092	23130-140
33	47	2200	600	800	22130-355	22130-354			
34	47	2200	800	800	22130-375	22130-374	23130-274	23130-092	23130-140

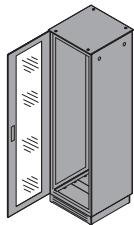
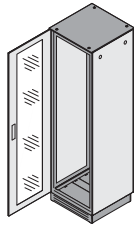
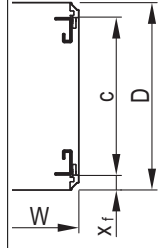
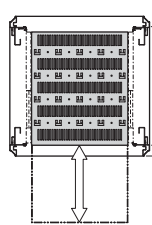
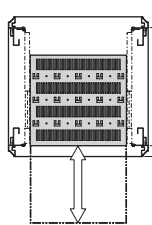
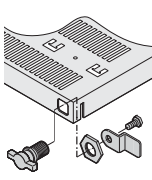
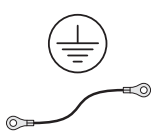
Cabinets – VARISTAR Seismic ServicePLUS

INTERIOR MOUNTING 19" SHELVES 1 U, STATIONARY 75 KG, TELESCOPIC 30 KG

					Dimension Standard fitting		19" stationary shelf, 1 U, 75 kg		19" telescopic shelf, 1 U, 30 kg		GND/earthing				
							Full depth	Shortened by 100 mm	Full depth	Shortened by 100 mm					
<p>Completely in RAL 7021 (black grey)</p> <p>Colour combination RAL 7035 (light grey)/RAL 7021 (black grey)</p>					<p>01004146</p> <p>X_f = distance from front c = pitch of 19" panel/slide mounts D = cabinet depth W = cabinet width</p>		<p>01004118</p> <p>St, 1.5 mm, static load-carrying capacity 75 kg, depth 600 mm, incl. GND/earthing</p>		<p>01004119</p> <p>St, 1.5 mm, static load-carrying capacity 75 kg, depth 500 mm, incl. GND/earthing</p>		<p>01004123</p> <p>St, 1.5 mm, static load-carrying capacity 30 kg, incl. telescopic slide; please order GND/earthing kit separately</p>		<p>01004122</p> <p>St, 1.5 mm, static load-carrying capacity 30 kg, incl. telescopic slide; please order GND/earthing kit separately</p>		<p>05904052</p> <p>for telescopic shelf</p>
No.	Cabinet dimensions				X_f mm	c mm	1 piece assembled	1 piece assembled	1 piece assembled	1 piece assembled	PU 1 kit assembled				
	U	Height mm	Width mm	Depth mm											
Completely in RAL 7021															
							RAL 7021	RAL 7021	RAL 7021	RAL 7021					
1	29	1400	600	600	50	500	21130-303	21130-302	21130-343	21130-342	23130-140				
2	29	1400	600	800	50	700	21130-305	21130-304	21130-345	21130-344					
3	33	1600	600	600	50	500	21130-303	21130-302	21130-343	21130-342	23130-140				
4	33	1600	600	800	50	700	21130-305	21130-304	21130-345	21130-344					
5	33	1600	800	600	50	500	21130-303	21130-302	21130-343	21130-342	23130-140				
6	33	1600	800	800	150	500	21130-303	21130-302	21130-343	21130-342					
7	38	1800	600	600	50	500	21130-303	21130-302	21130-343	21130-342	23130-140				
8	38	1800	600	800	50	700	21130-305	21130-304	21130-345	21130-344					
9	38	1800	800	600	50	500	21130-303	21130-302	21130-343	21130-342	23130-140				
10	38	1800	800	800	150	500	21130-303	21130-302	21130-343	21130-342					
11	42	2000	600	600	50	500	21130-303	21130-302	21130-343	21130-342	23130-140				
12	42	2000	600	800	50	700	21130-305	21130-304	21130-345	21130-344					
13	42	2000	800	600	50	500	21130-303	21130-302	21130-343	21130-342	23130-140				
14	42	2000	800	800	150	500	21130-303	21130-302	21130-343	21130-342					
15	47	2200	600	600	50	500	21130-303	21130-302	21130-343	21130-342	23130-140				
16	47	2200	600	800	50	700	21130-305	21130-304	21130-345	21130-344					
17	47	2200	800	800	150	500	21130-303	21130-302	21130-343	21130-342	23130-140				
Colour combinations															
							RAL 7035	RAL 7035	RAL 7035	RAL 7035					
18	29	1400	600	600	50	500	22130-303	22130-302	22130-343	22130-342	23130-140				
19	29	1400	600	800	50	700	22130-305	22130-304	22130-345	22130-344					
20	33	1600	600	600	50	500	22130-303	22130-302	22130-343	22130-342	23130-140				
21	33	1600	600	800	50	700	22130-305	22130-304	22130-345	22130-344					
22	33	1600	800	600	50	500	22130-303	22130-302	22130-343	22130-342	23130-140				
23	33	1600	800	800	150	500	22130-303	22130-302	22130-343	22130-342					
24	38	1800	600	600	50	500	22130-303	22130-302	22130-343	22130-342	23130-140				
25	38	1800	600	800	50	700	22130-305	22130-304	22130-345	22130-344					
26	38	1800	800	600	50	500	22130-303	22130-302	22130-343	22130-342	23130-140				
27	38	1800	800	800	150	500	22130-303	22130-302	22130-343	22130-342					
28	42	2000	600	600	50	500	22130-303	22130-302	22130-343	22130-342	23130-140				
29	42	2000	600	800	50	700	22130-305	22130-304	22130-345	22130-344					
30	42	2000	800	600	50	500	22130-303	22130-302	22130-343	22130-342	23130-140				
31	42	2000	800	800	150	500	22130-303	22130-302	22130-343	22130-342					
32	47	2200	600	600	50	500	22130-303	22130-302	22130-343	22130-342	23130-140				
33	47	2200	600	800	50	700	22130-305	22130-304	22130-345	22130-344					
34	47	2200	800	800	150	500	22130-303	22130-302	22130-343	22130-342	23130-140				

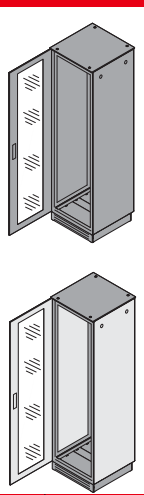
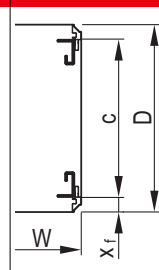
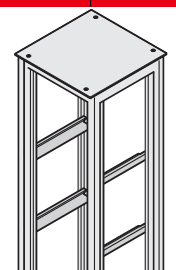
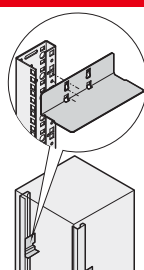
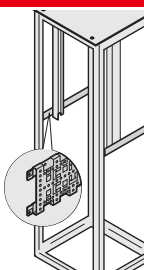
Cabinets – VARISTAR Seismic ServicePLUS

INTERIOR MOUNTING 19" TELESCOPIC SHELVES, 2 U, 70 KG

					Dimension Standard fitting		Telescopic shelf, 2 U, 70 kg		T-bar lock	GND/earthing		
							Full depth	Shortened by 100 mm				
 <p>Completely in RAL 7021 (black grey)</p>  <p>Colour combination RAL 7035 (light grey)/RAL 7021 (black grey)</p>					 <p>01004146</p>		 <p>01004123</p>		 <p>01004122</p>		 <p>01004125</p>	 <p>05904052</p>
					X_f = distance from front c = pitch of 19" panel/slide mounts D = cabin		St, 1.5 mm, RAL 7021, static load-carrying capacity 70 kg, width 417 mm, depth 482 mm, incl. telescopic slide, please order T-bar lock and earthing kit separately		St, 1.5 mm, RAL 7021, static load-carrying capacity 70 kg, width 400 mm, depth 682 mm, incl. telescopic slide, please order T-bar lock and earthing kit separately		to lock the telescopic shelf	for telescopic shelf
Cabinet dimensions							1 piece assembled	1 piece assembled	1 piece assembled	PU 1 kit assembled		
No.	U	mm	mm	mm	X_f mm	c mm						
Completely in RAL 7021							RAL 7021	RAL 7021				
1	29	1400	600	600	50	500	21130-353	21130-352	23130-092	23130-140		
2	29	1400	600	800	50	700	21130-355	21130-354	23130-092	23130-140		
3	33	1600	600	600	50	500	21130-353	21130-352	23130-092	23130-140		
4	33	1600	600	800	50	700	21130-355	21130-354	23130-092	23130-140		
5	33	1600	800	600	50	500	21130-353	21130-352	23130-092	23130-140		
6	33	1600	800	800	150	500	21130-355	21130-354	23130-092	23130-140		
7	38	1800	600	600	50	500	21130-353	21130-352	23130-092	23130-140		
8	38	1800	600	800	50	700	21130-355	21130-354	23130-092	23130-140		
9	38	1800	800	600	50	500	21130-353	21130-352	23130-092	23130-140		
10	38	1800	800	800	150	500	21130-355	21130-354	23130-092	23130-140		
11	42	2000	600	600	50	500	21130-353	21130-352	23130-092	23130-140		
12	42	2000	600	800	50	700	21130-355	21130-354	23130-092	23130-140		
13	42	2000	800	600	50	500	21130-353	21130-352	23130-092	23130-140		
14	42	2000	800	800	150	500	21130-355	21130-354	23130-092	23130-140		
15	47	2200	600	600	50	500	21130-353	21130-352	23130-092	23130-140		
16	47	2200	600	800	50	700	21130-355	21130-354	23130-092	23130-140		
17	47	2200	800	800	150	500	21130-353	21130-352	23130-092	23130-140		
Colour combinations							RAL 7035	RAL 7035				
18	29	1400	600	600	50	500	22130-353	22130-352	23130-092	23130-140		
19	29	1400	600	800	50	700	22130-355	22130-354	23130-092	23130-140		
20	33	1600	600	600	50	500	22130-353	22130-352	23130-092	23130-140		
21	33	1600	600	800	50	700	22130-355	22130-354	23130-092	23130-140		
22	33	1600	800	600	50	500	22130-353	22130-352	23130-092	23130-140		
23	33	1600	800	800	150	500	22130-355	22130-354	23130-092	23130-140		
24	38	1800	600	600	50	500	22130-353	22130-352	23130-092	23130-140		
25	38	1800	600	800	50	700	22130-355	22130-354	23130-092	23130-140		
26	38	1800	800	600	50	500	22130-353	22130-352	23130-092	23130-140		
27	38	1800	800	800	150	500	22130-355	22130-354	23130-092	23130-140		
28	42	2000	600	600	50	500	22130-353	22130-352	23130-092	23130-140		
29	42	2000	600	800	50	700	22130-355	22130-354	23130-092	23130-140		
30	42	2000	800	600	50	500	22130-353	22130-352	23130-092	23130-140		
31	42	2000	800	800	150	500	22130-353	22130-352	23130-092	23130-140		
32	47	2200	600	600	50	500	22130-353	22130-352	23130-092	23130-140		
33	47	2200	600	800	50	700	22130-355	22130-354	23130-092	23130-140		
34	47	2200	800	800	150	500	22130-353	22130-352	23130-092	23130-140		

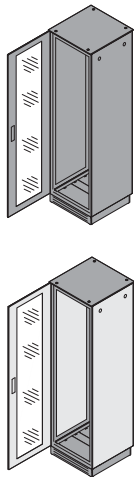
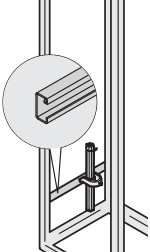
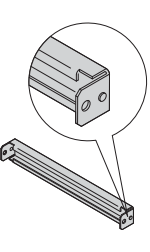
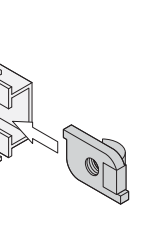
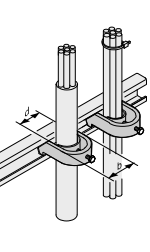
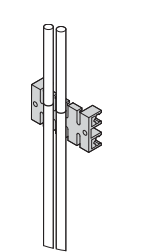
Cabinets – VARISTAR Seismic ServicePLUS

INTERIOR MOUNTING SLIDE RAILS, DEPTH MEMBERS

					Dimension Standard fitting		Slide rail		Short slide rail	Depth member, 3 rows
							25 kg	100 kg		
 <p>Completely in RAL 7021 (black grey)</p> <p>Colour combination RAL 7035 (light grey)/RAL 7021 (black grey)</p>					 <p>01004146</p> <p>X_f = distance from front c = pitch of 19" panel/slide mounts D = cabinet depth W = cabinet width</p>		 <p>01004115</p> <p>St, 1.5 mm, finish AlZn, static load-carrying capacity 25 kg/pair</p> <p>St, 2.5 mm, zinc-plated, static load-carrying capacity 100 kg/pair</p>		 <p>01004154</p> <p>St, 1.5 mm, finish AlZn, static load-carrying capacity 15 kg/pair</p>	 <p>01004126</p> <p>length 460 mm, St, 1.5 mm, finish AlZn; required for recessed shelf</p>
No.	Cabinet dimensions				X_f mm	c mm	PU 2 pieces supplied loose	PU 2 pieces supplied loose	PU 1 kit supplied loose	PU 1 pair assembled
	Height U	Width mm	Depth mm							
Completely in RAL 7021										
							AlZn	zinc-plated	AlZn	AlZn
1	29	1400	600	600	50	500	23130-096	23130-118	23130-094	23130-081
2	29	1400	600	800	50	700	23130-097	23130-119		23130-082
3	33	1600	600	600	50	500	23130-096	23130-118	23130-094	23130-081
4	33	1600	600	800	50	700	23130-097	23130-119		23130-082
5	33	1600	800	600	50	500	23130-096	23130-118	23130-094	23130-081
6	33	1600	800	800	150	500	23130-096	23130-118	23130-094	23130-082
7	38	1800	600	600	50	500	23130-096	23130-118	23130-094	23130-081
8	38	1800	600	800	50	700	23130-097	23130-119		23130-082
9	38	1800	800	600	50	500	23130-096	23130-118	23130-094	23130-081
10	38	1800	800	800	150	500	23130-096	23130-118	23130-094	23130-082
11	42	2000	600	600	50	500	23130-096	23130-118	23130-094	23130-081
12	42	2000	600	800	50	700	23130-097	23130-119		23130-082
13	42	2000	800	600	50	500	23130-096	23130-118	23130-094	23130-081
14	42	2000	800	800	150	500	23130-096	23130-118		23130-082
15	47	2200	600	600	50	500	23130-096	23130-118	23130-094	23130-081
16	47	2200	600	800	50	700	23130-097	23130-119		23130-082
17	47	2200	800	800	150	500	23130-096	23130-118	23130-094	23130-082
Colour combinations										
							AlZn	zinc-plated	AlZn	AlZn
18	29	1400	600	600	50	500	23130-096	23130-118	23130-094	23130-081
19	29	1400	600	800	50	700	23130-097	23130-119		23130-082
20	33	1600	600	600	50	500	23130-096	23130-118	23130-094	23130-081
21	33	1600	600	800	50	700	23130-097	23130-119		23130-082
22	33	1600	800	600	50	500	23130-096	23130-118	23130-094	23130-081
23	33	1600	800	800	150	500	23130-096	23130-118		23130-082
24	38	1800	600	600	50	500	23130-096	23130-118	23130-094	23130-081
25	38	1800	600	800	50	700	23130-097	23130-119		23130-082
26	38	1800	800	600	50	500	23130-096	23130-118	23130-094	23130-081
27	38	1800	800	800	150	500	23130-096	23130-118	23130-094	23130-082
28	42	2000	600	600	50	500	23130-096	23130-118	23130-094	23130-081
29	42	2000	600	800	50	700	23130-097	23130-119		23130-082
30	42	2000	800	600	50	500	23130-096	23130-118	23130-094	23130-081
31	42	2000	800	800	150	500	23130-096	23130-118		23130-082
32	47	2200	600	600	50	500	23130-096	23130-118	23130-094	23130-081
33	47	2200	600	800	50	700	23130-097	23130-119		23130-082
34	47	2200	800	800	150	500	23130-096	23130-118	23130-094	23130-082

Cabinets – VARISTAR Seismic ServicePLUS

INTERIOR MOUNTING CABLE DUCTINGS

					Cable ducting with C-profile				
					C-rail for cabinet depth	C-rail for cabinet width	Slide nut	Cable shell	Cable support for C-rail
 <p>Completely in RAL 7021 (black grey)</p> <p>Colour combination RAL 7035 (light grey)/RAL 7021 (black grey)</p>					 <p>01006109</p> <p>St, 1.5 mm, finish AlZn</p>	 <p>01006107</p> <p>St, 1.5 mm, finish AlZn</p>	 <p>01504054</p> <p>for C-rail</p>	 <p>vm009</p> <p>for C-rail or for cable support rail, for cable bundles of 42 ... 46 mm, further dimensions see page 1.93</p>	 <p>01006110</p> <p>PA, UL 94 V-0, black, assembly by clipping onto the C-rail</p>
No.	Cabinet dimensions				PU 2 pieces supplied loose	PU 2 pieces supplied loose	PU 10 pieces supplied loose	PU 10 pieces supplied loose	PU 5 pieces supplied loose
	Height U	Width mm	Depth mm	mm					
Completely in RAL 7021					AlZn	AlZn			
1	29	1400	600	600	23130-086	23130-333	21120-140	20114-731	60118-472
2	29	1400	600	800	23130-087	23130-333	21120-140	20114-731	60118-472
3	33	1600	600	600	23130-086	23130-333	21120-140	20114-731	60118-472
4	33	1600	600	800	23130-087	23130-333	21120-140	20114-731	60118-472
5	33	1600	800	600	23130-086	23130-334	21120-140	20114-731	60118-472
6	33	1600	800	800	23130-087	23130-334	21120-140	20114-731	60118-472
7	38	1800	600	600	23130-086	23130-333	21120-140	20114-731	60118-472
8	38	1800	600	800	23130-087	23130-333	21120-140	20114-731	60118-472
9	38	1800	800	600	23130-086	23130-334	21120-140	20114-731	60118-472
10	38	1800	800	800	23130-087	23130-334	21120-140	20114-731	60118-472
11	42	2000	600	600	23130-086	23130-333	21120-140	20114-731	60118-472
12	42	2000	600	800	23130-087	23130-333	21120-140	20114-731	60118-472
13	42	2000	800	600	23130-086	23130-334	21120-140	20114-731	60118-472
14	42	2000	800	800	23130-087	23130-334	21120-140	20114-731	60118-472
15	47	2200	600	600	23130-086	23130-333	21120-140	20114-731	60118-472
16	47	2200	600	800	23130-087	23130-333	21120-140	20114-731	60118-472
17	47	2200	800	800	23130-087	23130-334	21120-140	20114-731	60118-472
Colour combinations					AlZn	AlZn			
18	29	1400	600	600	23130-086	23130-333	21120-140	20114-731	60118-472
19	29	1400	600	800	23130-087	23130-333	21120-140	20114-731	60118-472
20	33	1600	600	600	23130-086	23130-333	21120-140	20114-731	60118-472
21	33	1600	600	800	23130-087	23130-333	21120-140	20114-731	60118-472
22	33	1600	800	600	23130-086	23130-334	21120-140	20114-731	60118-472
23	33	1600	800	800	23130-087	23130-334	21120-140	20114-731	60118-472
24	38	1800	600	600	23130-086	23130-333	21120-140	20114-731	60118-472
25	38	1800	600	800	23130-087	23130-333	21120-140	20114-731	60118-472
26	38	1800	800	600	23130-086	23130-334	21120-140	20114-731	60118-472
27	38	1800	800	800	23130-087	23130-334	21120-140	20114-731	60118-472
28	42	2000	600	600	23130-086	23130-333	21120-140	20114-731	60118-472
29	42	2000	600	800	23130-087	23130-333	21120-140	20114-731	60118-472
30	42	2000	800	600	23130-086	23130-334	21120-140	20114-731	60118-472
31	42	2000	800	800	23130-087	23130-334	21120-140	20114-731	60118-472
32	47	2200	600	600	23130-086	23130-333	21120-140	20114-731	60118-472
33	47	2200	600	800	23130-087	23130-333	21120-140	20114-731	60118-472
34	47	2200	800	800	23130-087	23130-334	21120-140	20114-731	60118-472

Cabinets – VARISTAR Seismic ServicePLUS

INTERIOR MOUNTING CABLE TIES, VELCRO

					Cable tie	Velcro	General components
 <p>Completely in RAL 7021 (black grey)</p> <p>Colour combination RAL 7035 (light grey)/RAL 7021 (black grey)</p>					 <p>01005078</p> <p>plastic, 92 mm x 2.5 mm, further dimensions see page 1.94</p>	 <p>01005079</p> <p>black, length 300 mm, further dimensions see page 1.94</p>	<p>Mechanics</p>  <p>from page 3.2</p> <p>Electrics</p>  <p>from page 3.29</p>
Cabinet dimensions					PU 25 pieces supplied loose	PU 10 pieces supplied loose	
No.	Height U	Width mm	Depth mm	mm			
Completely in RAL 7021							
1	29	1400	600	600	20118-351	20118-624	
2	29	1400	600	800	20118-351	20118-624	
3	33	1600	600	600	20118-351	20118-624	
4	33	1600	600	800	20118-351	20118-624	
5	33	1600	800	600	20118-351	20118-624	
6	33	1600	800	800	20118-351	20118-624	
7	38	1800	600	600	20118-351	20118-624	
8	38	1800	600	800	20118-351	20118-624	
9	38	1800	800	600	20118-351	20118-624	
10	38	1800	800	800	20118-351	20118-624	
11	42	2000	600	600	20118-351	20118-624	
12	42	2000	600	800	20118-351	20118-624	
13	42	2000	800	600	20118-351	20118-624	
14	42	2000	800	800	20118-351	20118-624	
15	47	2200	600	600	20118-351	20118-624	
16	47	2200	600	800	20118-351	20118-624	
17	47	2200	800	800	20118-351	20118-624	
Colour combinations					AlZn	AlZn	
18	29	1400	600	600	20118-351	20118-624	
19	29	1400	600	800	20118-351	20118-624	
20	33	1600	600	600	20118-351	20118-624	
21	33	1600	600	800	20118-351	20118-624	
22	33	1600	800	600	20118-351	20118-624	
23	33	1600	800	800	20118-351	20118-624	
24	38	1800	600	600	20118-351	20118-624	
25	38	1800	600	800	20118-351	20118-624	
26	38	1800	800	600	20118-351	20118-624	
27	38	1800	800	800	20118-351	20118-624	
28	42	2000	600	600	20118-351	20118-624	
29	42	2000	600	800	20118-351	20118-624	
30	42	2000	800	600	20118-351	20118-624	
31	42	2000	800	800	20118-351	20118-624	
32	47	2200	600	600	20118-351	20118-624	
33	47	2200	600	800	20118-351	20118-624	
34	47	2200	800	800	20118-351	20118-624	

Power distribution



from page 3.50

Climate control



from page 4.0

Cabinets – VARISTAR Seismic ServicePLUS

SERVICEPLUS: SOLUTION - PROJECT EXAMPLES



5430301007023

MOBILE COMMUNICATIONS TECHNOLOGY

- Slim-Line seismic cabinet with ETSI configuration
- NEBS base mounting
- Dynamic loading: 350 kg
- Shielded version (EMC)
- Complete cabling
- Power distribution
- Special cable entry in top cover
- Doors and side panels with ventilation openings

North America

Warwick, RI, USA

Tel +1.800.525.4682

San Diego, CA, USA

Tel +1.800.854.7086

Europe, Middle East & India

Straubenhardt, Germany

Tel +49 7082 794 0

Betschdorf, France

Tel +33 3 88 90 64 90

Warsaw, Poland

Tel +48 22 209 98 35

**Hemel Hempstead,
Great Britain**

Tel +44 1442 24 04 71

Lainate, Italy

Tel +39 02 932 714 1

Dubai, United Arab Emirates

Tel +971 4 37 81 700

Bangalore, India

Tel +91 80 67152000

Istanbul, Turkey

Tel +90 216 250 7374

Asia Pacific

Shanghai, China

Tel +86 21 2412 6943

Singapore

Tel +65 6768 5800

Shin-Yokohama, Japan

Tel +81 45 476 0271

Our powerful portfolio of brands:

CADDY ERICO HOFFMAN RAYCHEM SCHROFF TRACER



[nVent.com/SCHROFF](https://www.nVent.com/SCHROFF)