



**CONNECT AND PROTECT**

**Varistar Seismic**

  
nvent

**SCHROFF**

# Cabinets – VARISTAR EMC

## OVERVIEW

### MAIN KATALOG

- Cabinets . . . . . 1
- Wall mounted cases . . . . . 2
- Accessories for cabinets and wall mounted cases . . 3
- Climate control . . 4
- Electronics cases . . . . . 5
- Subracks/ 19" chassis . . . . . 6
- Front panels, plug-in units . . . . . 7
- Systems . . . . . 8
- Power supply units . . . . . 9
- Backplanes . . . . . 10
- Connectors, front panel component system . . . . . 11
- Appendix . . . . . 12



01008001



01007004

Cooling with perforated HF door with high air throughput (78 % open area)

Cooling with HF fan top cover for up to 6 fans



01007005

Cable entry in rear section of base plate; sealing by means of sliding plates



01007003

Cable entry by means of HF connection plate

# Cabinets – VARISTAR EMC

## OVERVIEW

### BEST PERFORMANCE IN HF SHIELDING

- Shielding up to 60 dB at 1 GHz, 40 dB at 3 GHz (tested to IEC 61587-3)
- Cable entry to front or rear or via base
- Cooling with perforated front door or with fan top cover
- Standard cabinets available from stock or individually configurable with appropriate accessory range

### VARISTAR EMC



01005017

- Versions with/without cable entry through base plate
- IP 55



01007017

- With perforated HF front and rear door
- Base plate with cable ducting



01007018

- With fan top cover and perforated base plate with cable entry

### SERVICEPLUS

- e.g. individual configuration and assembly
- e.g. modifications (cut-outs, special colours)
- e.g. custom solutions (special sizes)

Overview . . . . . 1.54

VARISTAR Platform 1.4  
Dimensions . . . . . 1.8

VARISTAR EMC,  
base plate without  
cable ducting . . . . . 1.55  
VARISTAR EMC with  
perforated door . . . . . 1.57  
VARISTAR EMC with  
fan top cover . . . . . 1.58

#### Accessories

Base/plinth . . . . . 1.59  
19" swing frame . . . . . 1.60  
19" panel/slide  
mount . . . . . 1.61  
19" fixing materials  
kit, M6 . . . . . 1.61  
Slide rails . . . . . 1.62  
19" shelves . . . . . 1.63  
Depth members . . . . . 1.66  
C horizontal rail . . . . . 1.66  
Cable tie, Velcro . . . . . 1.68

ServicePLUS  
configuration . . . . . 1.69

VARISTAR  
Electronics . . . . . 1.10  
VARISTAR Seismic 1.84  
VARISTAR  
Datacom and  
Networking  
Technology . . . . . 1.124  
VARISTAR air/water  
heat exchanger . . . . . 1.224

# Cabinets – VARISTAR EMC

## VARISTAR EMC



- Shielding 60 dB at 1 GHz, 40 dB at 3 GHz (tested to IEC 61587-3)
- Type of protection IP 55
- Doors with 4-point locking and screw-fixed side panels
- Static load-carrying capacity 400 kg (Slim-Line)
- Base plate versions
  - without cable ducting
  - with cable ducting

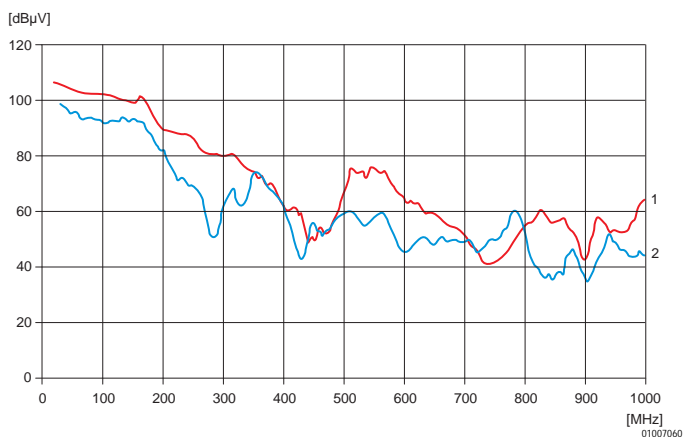
### DELIVERY COMPRISES (assembled)

Item	Qty	Description
1	1	Welded basic frame, Slim-Line, St profile, RAL 7021, with textile gasket all-around
2	4	Adjustable foot, assembled
3	1	Flat top cover, St, inner surface AlZn, outside RAL 7021
4	1	Front door, St, inner surface AlZn, outside RAL 7035, 180° hinge, 4-point locking, lever handle
5	1	Rear door, St, inner surface AlZn, outside RAL 7035, 180° hinge, 4-point locking, lever handle
6	2	Side panel, screw-fixed, St, inner surface AlZn, outside RAL 7035
7a	1	Base plate, one-piece, St, 1.5 mm, finish AlZn
7b	1	Base plate with cable ducting, St, 1.5 mm, finish AlZn; cable entry to rear with conductive seal, 359 mm x 60 mm opening
8	2	19" panel/slide mount with EIA cut-outs, AlZn, assembled at front, depth-adjustable in 25 mm increments
9	1	GND/earthing kit, enclosed loose

01005017



01005015



1) Shielding without cable ducting  
 2) Shielding with cable ducting,  
 tested to IEC 61587-3,  
 standard dimensions of test objects 2000 x 600 x 600 mm

### ORDER INFORMATION


Height U	Height H mm	Width W mm	Depth D mm	Description	Part no.
42	2000	600	800	Base plate without cable entry	10130-020
42	2000	600	800	Base plate with cable entry	10130-192
Castors load-carrying capacity 400 kg, PS/St, PU 4 pieces, 2 locking, 2 non locking					23130-077
Castors with integrated adjustable feet load-carrying capacity 400 kg, PU 4 pieces					23130-078
DIN profile half cylinder, common locking for lever handle (1 key fits all locks) incl. 2 keys					25127-995
Lifting eye for top cover PU 4 pieces					23130-072

### NOTE

- For more dimensions and versions see ServicePLUS configuration, from page 1.69
- Please order base/plinth separately, see page 1.59
- For assembly of shelves and slide rails another pair of panel/slide mounts is necessary, see page 1.61

# Cabinets – VARISTAR EMC

## VARISTAR EMC WITH PERFORATED DOORS



- Shielding 40 dB at 1 GHz (tested to IEC 61587-3)
- Air throughput 78 %
- Doors with 4-point locking and screw-fixed side panels
- Static load-carrying capacity 400 kg (Slim-Line)

### DELIVERY COMPRISES (assembled)

Item	Qty	Description
1	1	Welded basic frame, Slim-Line, St profile, RAL 7021, with textile gasket all around
2	4	Adjustable foot, assembled
3	1	Flat top cover, St, inner surface AlZn, outside RAL 7021
4	1	Front door, perforated, St, inner surface AlZn, outside RAL 7035, 180° hinge, 4-point locking, lever handle
5	1	Rear door, perforated, St, inner surface AlZn, outside RAL 7035, 180° hinge, 4-point locking, lever handle
6	2	Side panel, screw-fixed, St, inner surface AlZn, outside RAL 7035
7	1	Base plate with cable ducting, St, 1.5 mm, finish Al-Zn; cable entry to rear with conductive seal, 359 mm x 60 mm opening
8	2	19" panel/slide mount with EIA cut-outs, AlZn, assembled at front, depth-adjustable in 25 mm increments
9	1	GND/earthing kit, enclosed loose

### ORDER INFORMATION

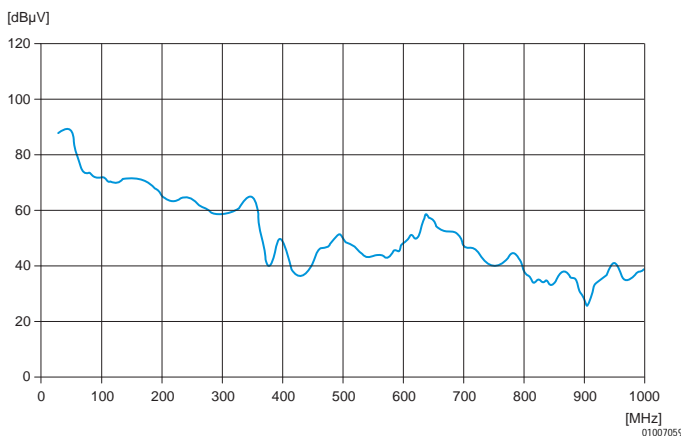
Height U	Height H mm	Width W mm	Depth D mm	Part no.
42	2000	600	800	10130-190
Castors load-carrying capacity 400 kg, PS/St, PU 4 pieces, 2 locking, 2 non locking				<b>23130-077</b>
Castors with integrated adjustable feet load-carrying capacity 400 kg, PU 4 pieces				<b>23130-078</b>
DIN profile half cylinder, common locking for lever handle (1 key fits all locks) incl. 2 keys				<b>25127-995</b>
Lifting eye for top cover PU 4 pieces				<b>23130-072</b>

### NOTE

- For more dimensions and versions see ServicePLUS configuration, from page 1.69
- Please order base/plinth separately, see page 1.59
- For assembly of shelves and slide rails another pair of panel/slide mounts is necessary, see page 1.61



Perforation



Shielding: Tested to IEC 61587-3, standard dimensions of test object 2000 x 600 x 600 mm

# Cabinets – VARISTAR EMC

## VARISTAR EMC WITH FAN TOP COVER



- Shielding 50 dB at 1 GHz (tested to IEC 61587-3)
- Fan top cover with 3 fans (up to 6 fans can be mounted)
- Perforated base plate with cable ducting
- Doors with 4-point locking and screw-fixed side panels
- Static load-carrying capacity 400 kg (Slim-Line)

### DELIVERY COMPRISES (assembled)

Item	Qty	Description
1	1	Welded basic frame, Slim-Line, St profile, RAL 7021, with conductive seal all-around
2	4	Adjustable foot, assembled
3	1	Raised top cover, St, 1.5 mm, RAL 7021; fan top cover with 3 axial fans, 230 V <sub>AC</sub> , incl. cabling and GND/earthing; SCHUKO/UTE plug, cable length 2.5 m, IEC 60320-C13 socket; assembly space for 3 further fans
4	1	Front door, St, inner surface AlZn, outside RAL 7035, 180° hinge, 4-point locking, lever handle
5	1	Rear door, St, inner surface AlZn, outside RAL 7035, 180° hinge, 4-point locking, lever handle
6	2	Side panel, screw-fixed, St, inner surface AlZn, outside RAL 7035
7	1	Base plate with cable ducting, perforated, St, 1.5 mm, finish AlZn; cable entry to rear with conductive seal, 359 mm x 60 mm opening
8	2	19" panel/slide mount with EIA cut-outs, AlZn, assembled at front, depth-adjustable in 25 mm increments
9	1	GND/earthing kit, enclosed loose

01007018

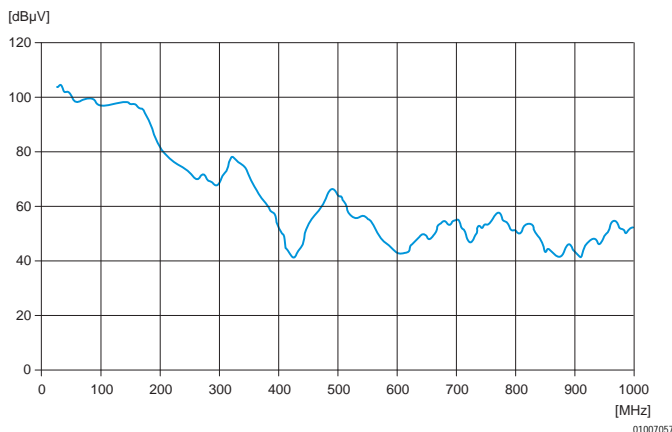
### ORDER INFORMATION

Height U	Height H mm	Width W mm	Depth D mm	Part no.
42	2000	600	800	10130-191
Castors load-carrying capacity 400 kg, PS/St, PU 4 pieces, 2 locking, 2 non locking				<b>23130-077</b>
Castors with integrated adjustable feet load-carrying capacity 400 kg, PU 4 pieces				<b>23130-078</b>
DIN profile half cylinder, common locking for lever handle (1 key fits all locks) incl. 2 keys				<b>25127-995</b>
Lifting eye for fan top PU 4 pieces				23130-090



01007004

Fan top cover



01007057

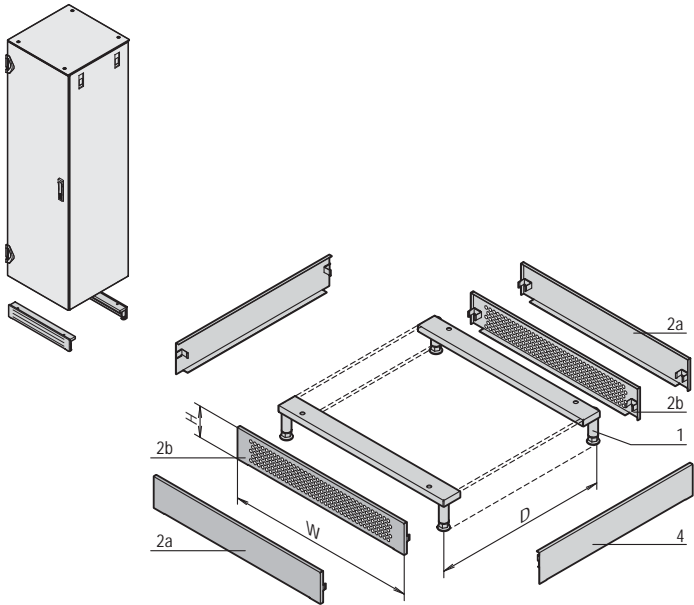
Shielding: Tested to IEC 61587-3, standard dimensions of test object 2000 x 600 x 600 mm

### NOTE

- For more dimensions and versions see ServicePLUS configuration, from page 1.69
- Please order base/plinth separately, see page 1.59
- For assembly of shelves and slide rails another pair of panel/slide mounts is necessary, see page 1.61

# Cabinets – VARISTAR EMC

## STATIONARY BASE



D = cabinet depth

01004110 01004053

- Static load-carrying capacity 1000 kg
- Removable trims allow cable entry from all sides
- Cannot be used in conjunction with castors
- Plinth height 100 mm, with feet adjustable from 112 to 132 mm
- Versions
  - Front/rear trim perforated
  - Front/rear trim solid

### DELIVERY COMPRISES (kit)

Item	Qty	Description
1	2	Support with feet, St, 3 mm
2a	2	Solid trim, St, 1.5 mm, RAL 7021
2b	2	Perforated trim, St, 1.5 mm, RAL 7021
3	1	Assembly kit

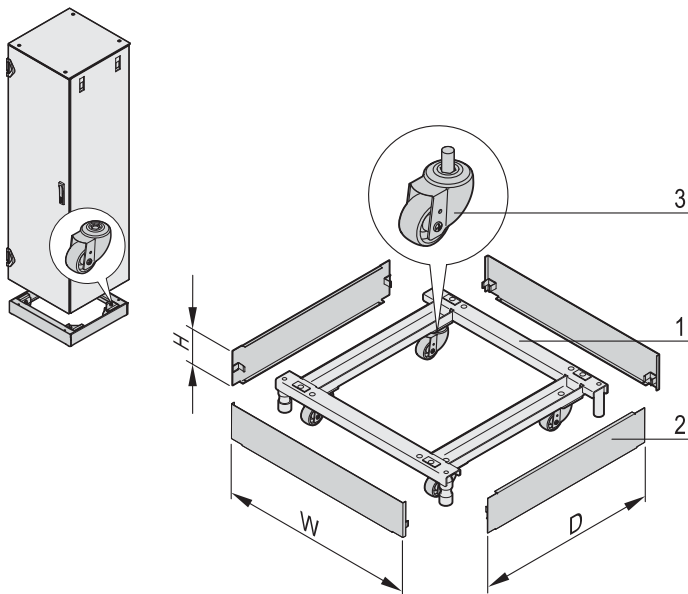
### ORDER INFORMATION

For cabinet width W mm	Front/rear trim	Part no.
600	perforated	<b>23130-187</b>
600	solid	23130-387
Item 4 Side trim height 100 mm, depth 800 mm, PU 2 pieces		<b>23130-170</b>

### NOTE

- Please order side trims (item 4) separately

## BASE/PLINTH, MOBILE



01004111 01006095

- Load-carrying capacity on castors 400 kg, on adjustable feet 1000 kg
- Plinth height H = 100 mm, with feet adjustable from 126 to 134 mm

### DELIVERY COMPRISES

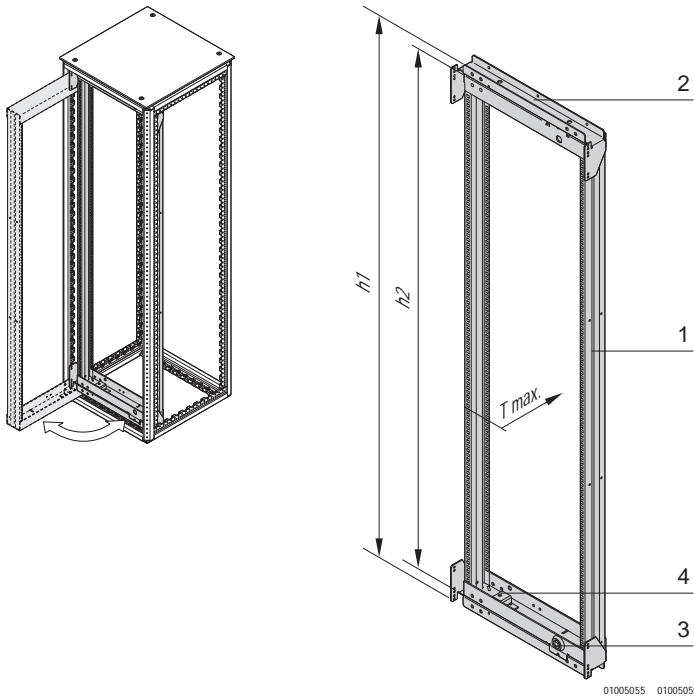
Item	Qty	Description
1	1	Frame, St, 3 mm, RAL 7021, with adjustable feet
2	4	Trim, St, 1.5 mm, RAL 7021
3	4	Castor
4	1	Assembly kit

### ORDER INFORMATION

For cabinet width mm	For cabinet depth mm	Part no.
600	800	<b>23130-209</b>

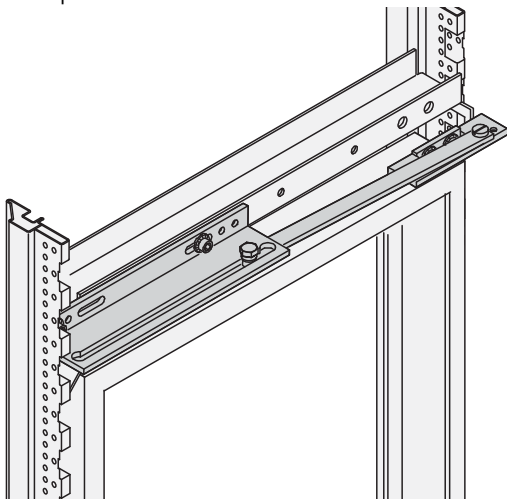
# Cabinets – VARISTAR EMC

## 19" SWING FRAME




Maximum mounting depth for swing frame	
Cabinet	Width 600 mm
Slim-Line	220 mm
Heavy-Duty	200 mm

Swing frame stop



Security lock



- Can accommodate 19" chassis and 19" subracks
- For full height or partial-height mounting within cabinets
- Pivot point can be selected right or left
- Load-carrying capacity 150 kg

### DELIVERY COMPRISES (kit)

Item	Qty	Description
1	1	Swing frame, St, 2 mm, RAL 7021
2	2	Support bar, St, 3 mm, RAL 7021
3	2	Square lock, 8 mm, incl. 2 keys
4	2	120° hinge
5	1	Assembly kit

### ORDER INFORMATION

For cabinet height mm	Height h1 U	Height h2 U	Part no.
900 for partial-height mounting	16	12	21130-740
1200 for partial-height mounting	24	21	21130-741
1400 for partial-height mounting	29	25	21130-742
1600 for partial-height mounting	33	30	21130-743
1800 for partial-height mounting	38	34	21130-744
2000	42	39	21130-745

Swing frame stop max. swing angle 120°, St, zinc-plated, 1 piece	23130-158
Security lock to replace the square lock, PU 1 lock incl. 2 keys	60113-267
Spare key for security lock, 1 piece	60220-003

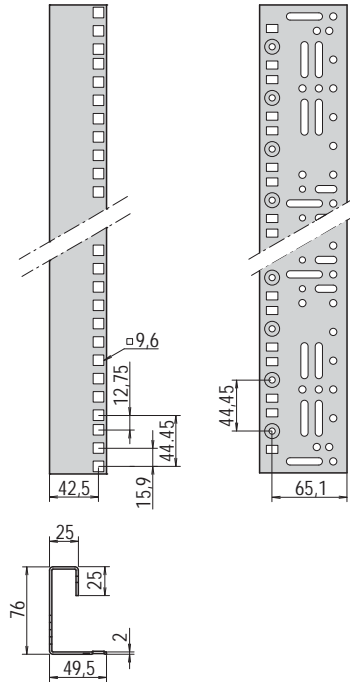
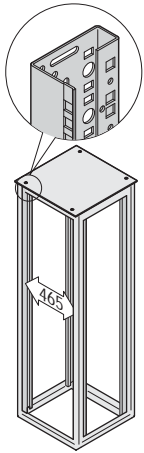
### NOTE

- 19" swing frames can be assembled:
  - Directly on the cabinet frame
  - In 50 mm increments by aid of depth members (depth-adjustable)
- For partial-height mounting, depth members are necessary, see page 1.66

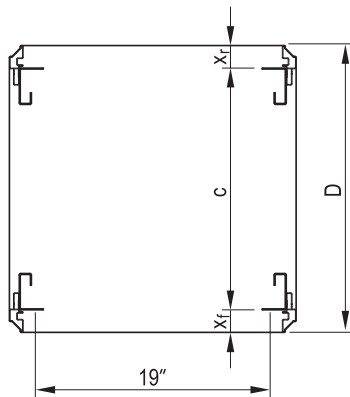


# Cabinets – VARISTAR EMC

## 19" PANEL/SLIDE MOUNT WITH UNIVERSAL PITCH (EIA)



01004112 01004131



01005088

Standard assembly dimension  $x_r = x_f = 50$  mm

- Assembly in 600 mm wide cabinets directly on the frame
- Depth-adjustable in 25 mm increments
- In accordance with IEC 60297-1 (DIN 41 494, part 1)

### DELIVERY COMPRISES

Item	Qty	Description
1	2	19" panel/slide mount, St, 1.75 mm, finish AlZn, RAL 7035 or RAL 7021
2	1	Assembly kit, incl. GND/earthing

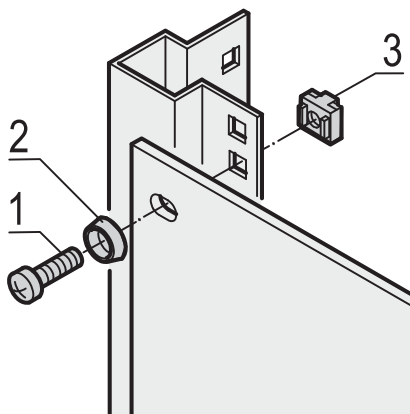
### ORDER INFORMATION

For cabinet height mm	Usable height U	Length mm	AlZn Part no.	RAL 7035 Part no.	RAL 7021 Part no.
8	8	395	<b>23130-037</b>	<b>23130-027</b>	<b>23130-017</b>
12	12	545	<b>23130-038</b>	<b>23130-028</b>	<b>23130-018</b>
16	16	745	<b>23130-039</b>	<b>23130-029</b>	23130-019
20	20	895	<b>23130-040</b>	<b>23130-030</b>	<b>23130-020</b>
24	24	1095	<b>23130-031</b>	<b>23130-021</b>	<b>23130-011</b>
29	29	1295	<b>23130-032</b>	<b>23130-022</b>	<b>23130-012</b>
33	33	1495	<b>23130-033</b>	<b>23130-023</b>	<b>23130-013</b>
38	38	1695	<b>23130-034</b>	<b>23130-024</b>	<b>23130-014</b>
2000	42	1895	<b>23130-035</b>	<b>23130-025</b>	<b>23130-015</b>
Dimensioning strip for 19" panel mounts, paper, white, serial numbered from 1 ... 47 U, PU 4 pieces					<b>25127-997</b>

### NOTE

- For 19" partial-height mounting depth members are necessary
- Metric panel/slide mounts available on request

## 19" ASSEMBLY KIT, M6



sc128

- For front panels, distribution fields and other components

### DELIVERY COMPRISES


Item	Description
1	Panhead screw, M6 x 16, St, zinc-plated
2	Plastic washer, black
3	Cage nut, M6, St, zinc-plated

### ORDER INFORMATION

Description	Qty/PU	Part no.
19" assembly kit (screw, washer, nut)	50	<b>21101-809</b>
19" assembly kit (screw, washer, nut)	100	<b>21101-810</b>

# Cabinets – VARISTAR EMC

## SLIDE RAILS



- For assembly on 19" panel/slide mounts
- Assembly in 1 U increments (snap-in, bolt-on)
- Wide support surface (48 mm)
- 2 versions
  - Static load-carrying capacity 25 kg per pair
  - Static load-carrying capacity 100 kg per pair

### DELIVERY COMPRISES

Item	Qty	Description
1	see Order information	Slide rail, AlZn, 1.5 mm (static load-carrying capacity 25 kg), or 2.5 mm (static load-carrying capacity 100 kg), zinc-plated
2	1	Assembly kit incl. GND/earthing

01004056

### ORDER INFORMATION

#### Static load carrying capacity 25 kg

For cabinet depth D mm	$x_f$ mm	c mm	Length L mm	Qty/PU	Part no.
800	50	700	656	2	<b>23130-097</b>
800	50	700	656	10	<b>23130-102</b>

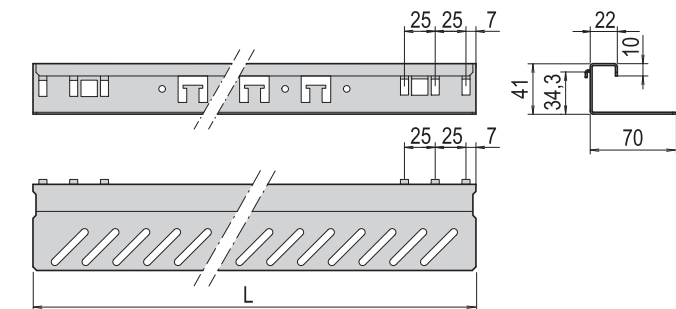
01005086

### ORDER INFORMATION

#### Static load carrying capacity 100 kg

For cabinet depth D mm	$x_f$ mm	c mm	Length L mm	Qty/PU	Part no.
800	50	700	658	2	<b>23130-119</b>
800	50	700	658	10	<b>23130-124</b>

01004058



Static load-carrying capacity 25 kg

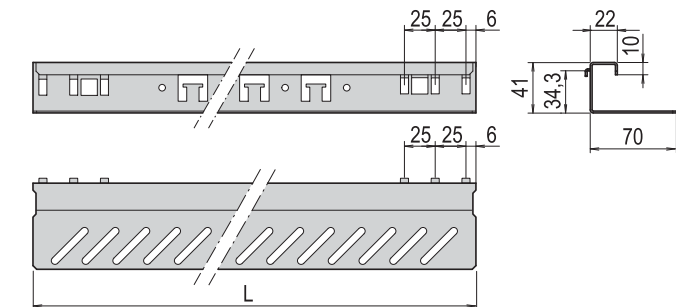
01005086

### ORDER INFORMATION

#### Static load carrying capacity 100 kg

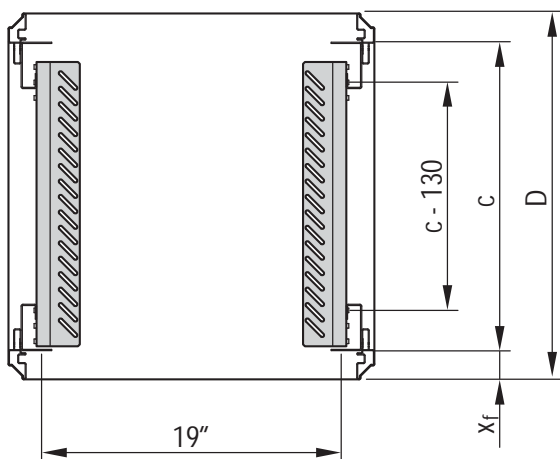
For cabinet depth D mm	$x_f$ mm	c mm	Length L mm	Qty/PU	Part no.
800	50	700	658	2	<b>23130-119</b>
800	50	700	658	10	<b>23130-124</b>

01004058



Static load-carrying capacity 100 kg

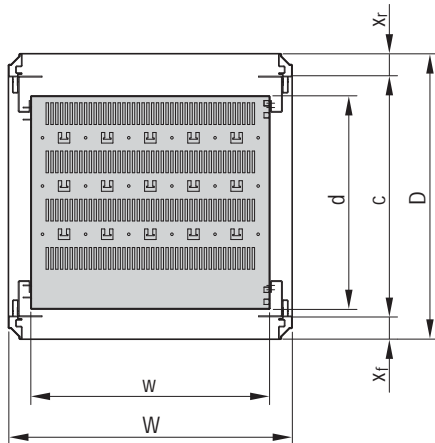
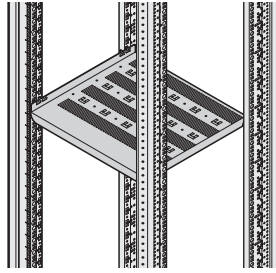
01004130



$c$  = pitch of the 19" panel/slide mounts  
 $x_f$  = standard dimension  
 $D$  = cabinet depth

# Cabinets – VARISTAR EMC

## 19" STATIONARY SHELF, 75 KG



c = max. pitch of the 19" slide mounts  
 $x_f, x_r$  = standard assembly dimension

- Static load-carrying capacity 75 kg (150 kg with strengthening rail)
- Mounting height 1 U, for mounting on four panel/slide mounts
- With hammer head perforation to fix cable ties

### DELIVERY COMPRISES

Item	Qty	Description
1	1	Perforated shelf, St, 1.5 mm (colour see Order Information)
2	1	Assembly kit incl. GND/earthing

01004066

### ORDER INFORMATION

For cabinet depth	Usable surface w x d	$x_r$	c	RAL 7035	RAL 7021
mm	mm	mm	mm	Part no.	Part no.
800	495 x 642	50	700	<b>22130-305</b>	<b>21130-305</b>
Strengthening rail for stationary 19" shelf PU 1 piece					<b>23130-310</b>

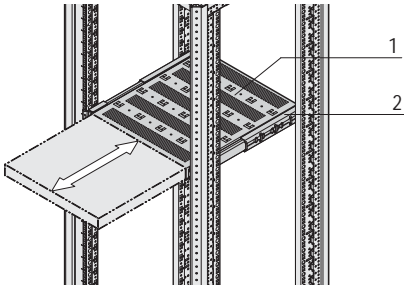
### NOTE

- Cable ducting with cable ties, see page 1.68
- Other sizes, see ServicePLUS, page 1.80

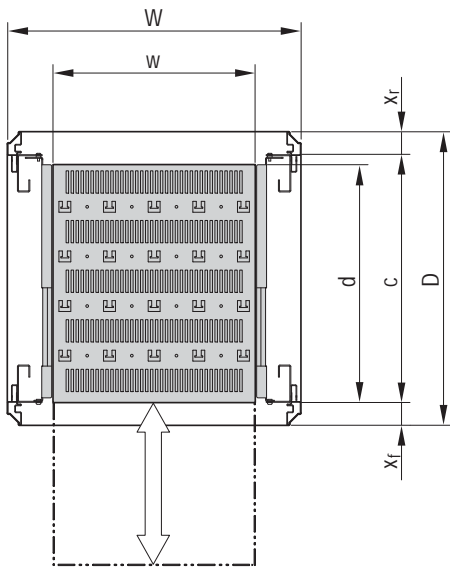
01004067

# Cabinets – VARISTAR EMC

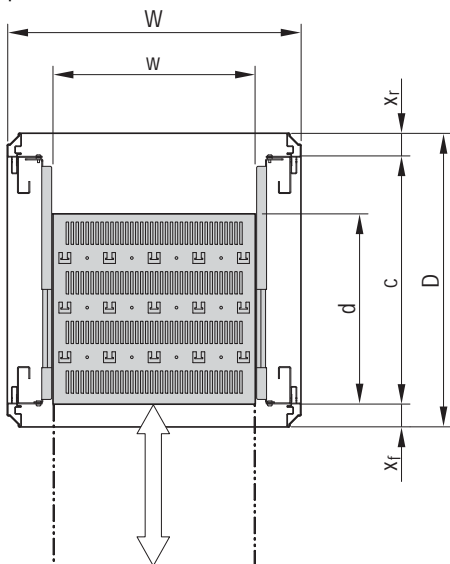
## 19" TELESCOPIC SHELF, 30 KG



Full depth



Shortened depth



$c$  = max. pitch of the 19" panel/slide mounts  
 $X_f, X_r$  = standard assembly pitch

01004068

- Static load-carrying capacity at full extension 30 kg
- Mounting height 1 U, for mounting on four 19" panel/slide mounts
- Incl. telescopic slides
- Hammer head perforation to fix cable ties
- 2 versions
  - Full depth
  - Depth shortened by 100 mm for rear cable ducting

### DELIVERY COMPRISES

Item	Qty	Description
1	1	Perforated shelf, St, 1.5 mm (colour see Order Information)
2	2	Telescopic slide
3	1	Assembly kit

### ORDER INFORMATION

Full depth

For cabinet depth	Usable surface w x d	$X_f$	$c$	RAL 7035 Part no.	RAL 7021 Part no.
mm	mm	mm	mm		
800	417 x 682	50	700	<b>22130-345</b>	<b>21130-345</b>
GND/earthing for telescopic 19" shelf PU 1 kit, for VARISTAR					<b>23130-140</b>

### NOTE

- Cable ducting with cable ties, see page 1.68

01004069

### ORDER INFORMATION

Shortened by 100 mm

For cabinet depth	Usable surface w x d	$X_f$	$c$	RAL 7035 Part no.	RAL 7021 Part no.
mm	mm	mm	mm		
800	417 x 582	50	700	<b>22130-344</b>	<b>21130-344</b>
GND/earthing for telescopic 19" shelf PU 1 kit, for VARISTAR					<b>23130-140</b>

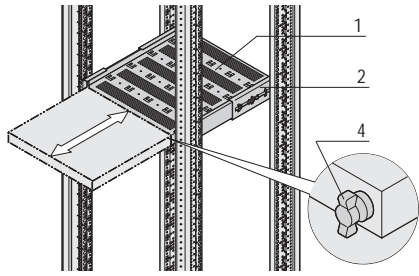
### NOTE

- Cable ducting with cable ties, see page 1.68

01004070

# Cabinets – VARISTAR EMC

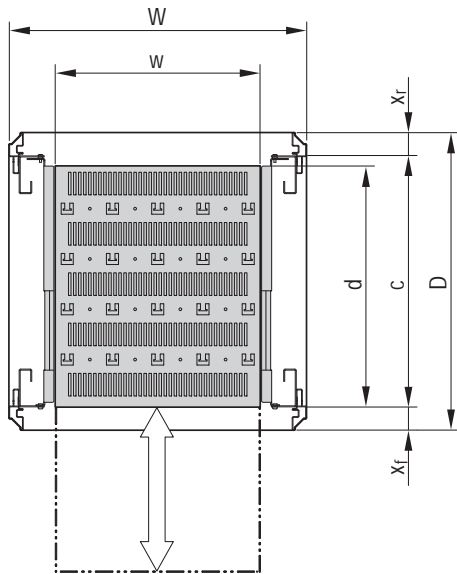
## 19" TELESCOPIC SHELF, 70 KG



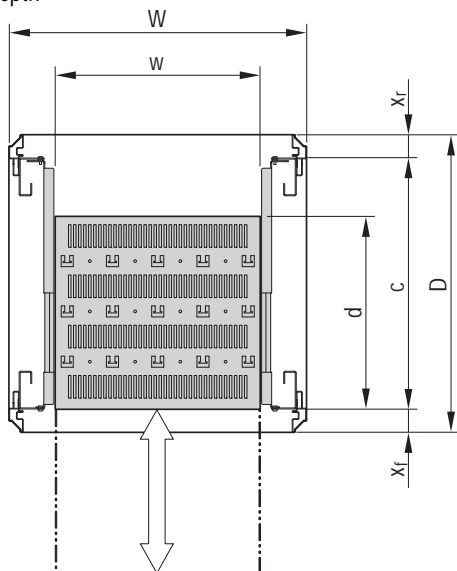
01004071

- Static load-carrying capacity at full extension 70 kg
- Mounting height 2 U, for mounting on four 19" panel/slide mounts
- Incl. telescopic slides
- Locking with T-bar lock possible
- Hammer head perforation to fix cable ties
- 2 versions
  - Full depth
  - Depth shortened by 100 mm for rear cable ducting

Full depth


 $c = \text{max. pitch for 19" panel/slide mounts}$ 

Shortened depth


 $c = \text{max. pitch of the 19" panel/slide mounts}$   
 $X_f, X_r = \text{standard assembly dimension}$ 

01004070

### DELIVERY COMPRISES

Item	Qty	Description
1	1	Perforated shelf, St, 1.5 mm (colour see Order Information)
2	2	Telescopic slide
3	1	Assembly kit

### ORDER INFORMATION

Full depth

For cabinet depth	Usable surface w x d	$x_f$	c	RAL 7035 Part no.	RAL 7021 Part no.
mm	mm	mm	mm		
800	405 x 682	50	700	<b>22130-355</b>	<b>21130-355</b>
Item 4 T-bar lock for 1 telescopic shelf (can be mounted right or left), 1 piece					<b>23130-092</b>
GND/earthing for telescopic 19" shelf PU 1 kit, for VARISTAR					<b>23130-140</b>

### NOTE

- Please order T-bar lock (item 4) separately
- Cable ducting with cable ties, see page 1.68

01004069

### ORDER INFORMATION

Shortened by 100 mm

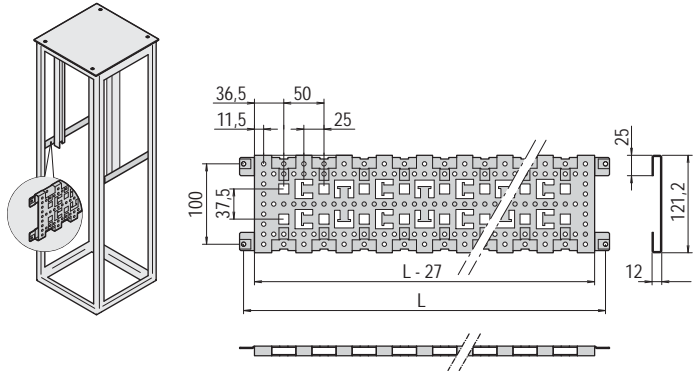
For cabinet depth	Usable surface w x d	$x_f$	c	RAL 7035 Part no.	RAL 7021 Part no.
mm	mm	mm	mm		
800	405 x 582	50	700	<b>22130-354</b>	<b>21130-354</b>
Item 4 T-bar lock for 1 telescopic shelf (can be mounted right or left), 1 piece					<b>23130-092</b>
GND/earthing for telescopic 19" shelf PU 1 kit, for VARISTAR					<b>23130-140</b>

### NOTE

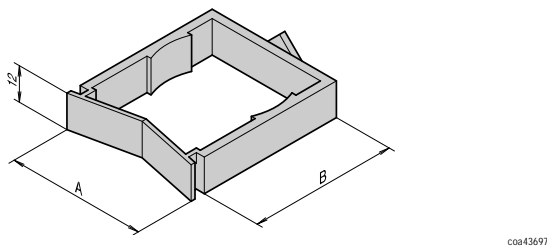
- Please order T-bar lock (item 4) separately
- Cable ducting with cable ties, see page 1.68

# Cabinets – VARISTAR EMC

## DEPTH MEMBER



Cable eye



- For mounting of shortened 19" panel/slide mounts
- Cable ducting by means of cable ties and cable eyes

### DELIVERY COMPRISES

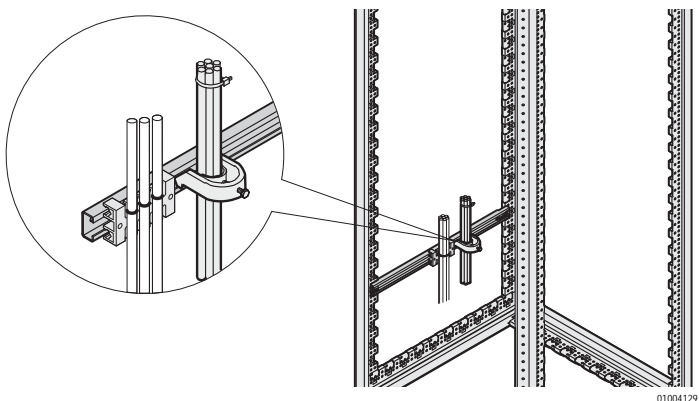
Item	Qty	Description
1	2	Depth member, St, 1.5 mm, finish AlZn
2	1	Assembly kit incl. GND/earthing

### ORDER INFORMATION

Description	For cabinet depth mm	Part no.
Depth member	800	<b>23130-082</b>
Cable eye A = 38 mm, B = 25 mm, PU 25 pieces		<b>21101-151</b>
Cable eye A = 47 mm, B = 50 mm, PU 25 pieces		<b>21101-150</b>

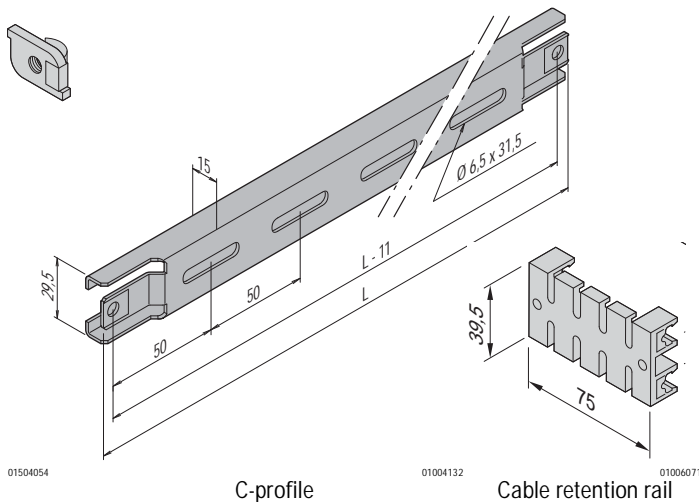
- Cable ducting with cable ties, see page 1.68

## C-PROFILE FOR THE CABINET DEPTH



Cable retention rail and cable shell mounted on C-profile

Slide nut



C-profile

Cable retention rail

- For cable ducting in lateral area of cabinet
- For cable shells and cable retention rails

### DELIVERY COMPRISES

Item	Qty	Description
1	2	C-profile, St, 1.5 mm, AlZn
2	1	Assembly kit incl. GND/earthing

### ORDER INFORMATION

For cabinet depth mm	Length L mm	Part no.
800	660	<b>23130-087</b>

### Accessories

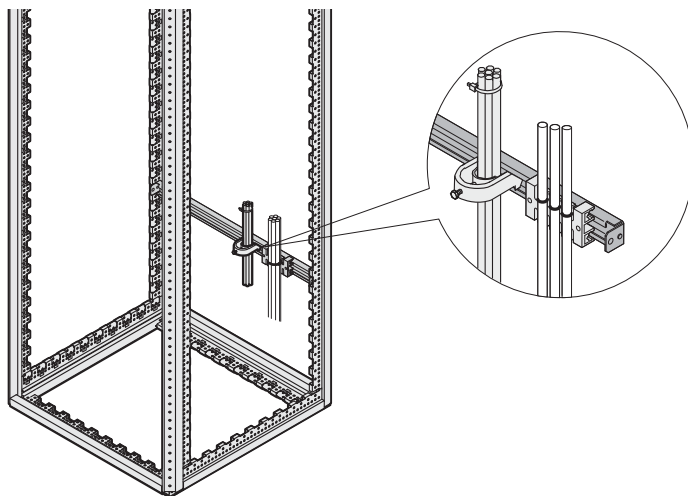
Cable retention rail for C-rail width 75 mm, length 39.5 mm, PU 5 pieces	<b>60118-472</b>
Cable shell for cable bundle 18 ... 22 mm, PU 10 pieces	<b>20118-775</b>
Cable shell for cable bundle 22 ... 26 mm, PU 10 pieces	<b>20118-776</b>
Cable shell for cable bundle 26 ... 30 mm, PU 10 pieces	<b>20118-777</b>
Cable shell for cable bundle 30 ... 34 mm, PU 10 pieces	<b>20114-728</b>
Cable shell for cable bundle 34 ... 38 mm, PU 10 pieces	<b>20114-729</b>
Cable shell for cable bundle 38 ... 42 mm, PU 10 pieces	<b>20114-730</b>
Cable shell for cable bundle 42 ... 46 mm, PU 10 pieces	<b>20114-731</b>
Cable shell for cable bundle 46 ... 50 mm, PU 10 pieces	<b>20118-778</b>
Slide nut for C-profile, PU 10 pieces	<b>21120-140</b>

### NOTE

- Cable ties and Velcro for cable retention rail see page 1.68

# Cabinets – VARISTAR EMC

## C-PROFILE FOR CABINET WIDTH



- For cable ducting in rear or front area of cabinet
- For cable shells and cable retention rails

### DELIVERY COMPRISES

Item	Qty	Description
1	2	C-profile, St, 1.5 mm, finish AlZn
2	1	Assembly kit incl. GND/earthing

### ORDER INFORMATION

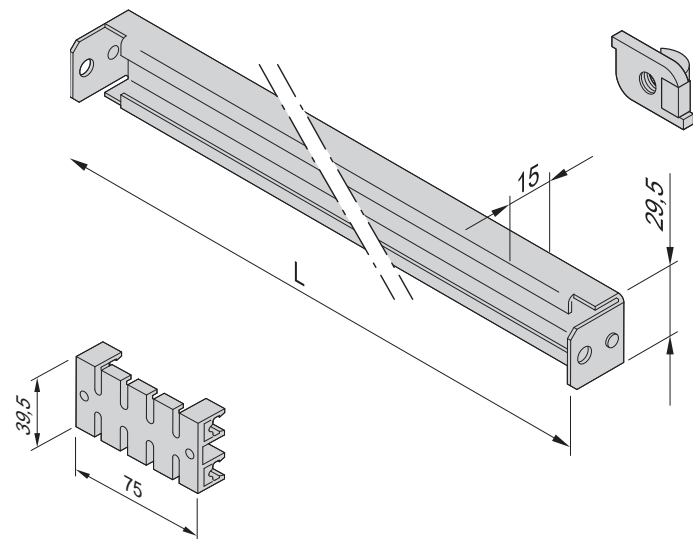
For cabinet width mm	Length mm	Part no.
800	750	<b>23130-334</b>

### Accessories

Cable retention rail for C-rail width 75 mm, length 39.5 mm, PU 5 pieces	<b>60118-472</b>
Cable shell for cable bundle 18 ... 22 mm, PU 10 pieces	<b>20118-775</b>
Cable shell for cable bundle 22 ... 26 mm, PU 10 pieces	<b>20118-776</b>
Cable shell for cable bundle 26 ... 30 mm, PU 10 pieces	<b>20118-777</b>
Cable shell for cable bundle 30 ... 34 mm, PU 10 pieces	<b>20114-728</b>
Cable shell for cable bundle 34 ... 38 mm, PU 10 pieces	<b>20114-729</b>
Cable shell for cable bundle 38 ... 42 mm, PU 10 pieces	<b>20114-730</b>
Cable shell for cable bundle 42 ... 46 mm, PU 10 pieces	<b>20114-731</b>
Cable shell for cable bundle 46 ... 50 mm, PU 10 pieces	<b>20118-778</b>
Slide nut for C-profile, PU 10 pieces	<b>21120-140</b>

C-profile

Slide nut



01006071

Cable retention rail

01006064

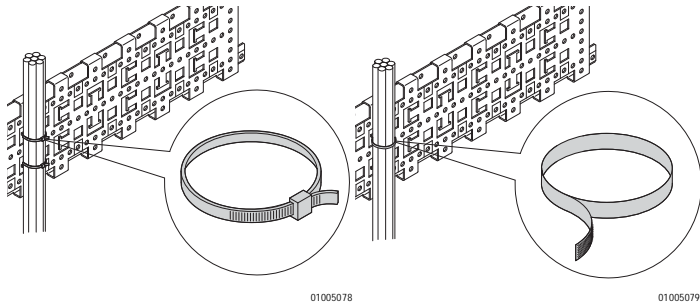
01504054

### NOTE

- Cable ties and Velcro for cable retention rail see page 1.68

# Cabinets – VARISTAR EMC

## CABLE TIES, VELCRO



Cable tie

Velcro

- Fixing materials kit for cable ducting

### ORDER INFORMATION

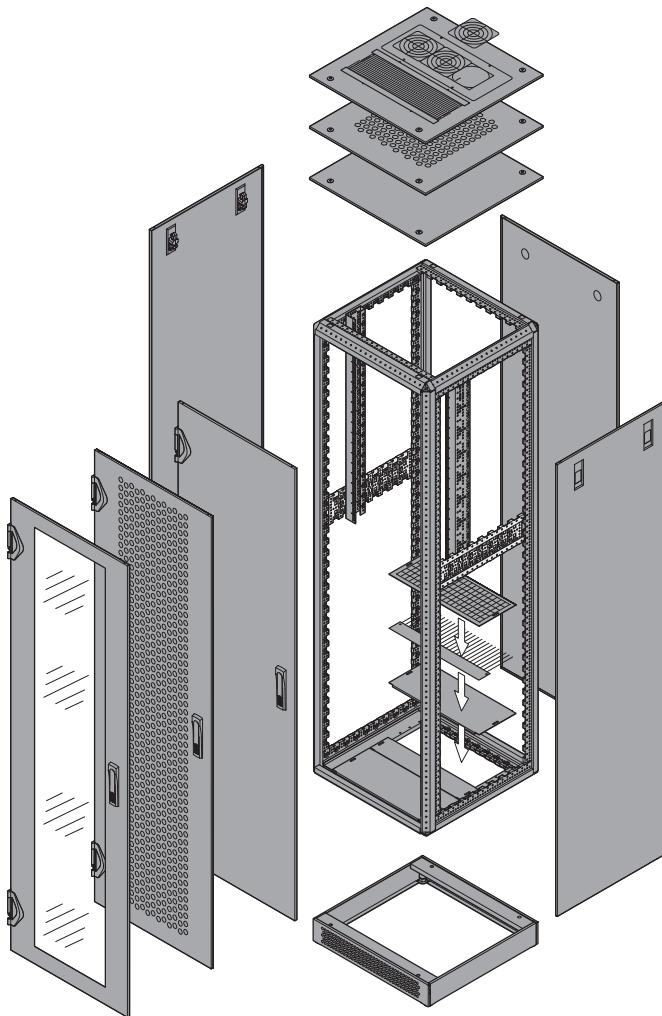
Description	Part no.
Cable tie, Plastic, 92 mm x 2.5 mm, PU 25 pieces	<b>20118-351</b>
Cable tie, Plastic, 186 mm x 5 mm, PU 25 pieces	<b>20118-352</b>
Cable tie, Plastic, 360 mm x 5 mm, PU 25 pieces	<b>20118-353</b>
Velcro strip, PE/PA, black, length 300 mm, PU 10 pieces	<b>20118-624</b>



# Cabinets – VARISTAR EMC ServicePLUS

## VARISTAR SERVICEPLUS: CONFIGURATION AND ASSEMBLY

- Dimensions:
  - Height: 29 ... 47 U (1400 ... 2200 mm)
  - Width: 600 and 800 mm
  - Depth: 600, 800 and 1000 mm
- 2 colour combinations:
  - Frame and covers in black grey (RAL 7021)
  - Frame, top cover and base in black grey (RAL 7021); Side panel, door and rear panel in light grey (RAL 7035)
- Build your cabinet out of individual components (please suffix each part number with /05)
- Once you have selected the desired cabinet dimensions, the row number (first column of the configuration tables) will guide you through all subsequent configuration pages that apply to these dimensions (see example below)
- The cabinet is assembled by us and ready for despatch within 10 working days



01004077

Example configuration (here: row 9)

Qty	Description	Order no.
1	Frame Slim-Line, height 2000 mm, width 600 mm, depth 800 mm, 1 piece	20130-019/05
1	EMC gasketing kit, 1 piece	23130-065/05
1	Side panel screw-fixing, EMC, PU 2 pieces	21130-031/05
1	Screw-fixed rear panel, EMC, 1 piece	21130-084/05
1	Steel door with 4-point locking, EMC, 1 piece	21130-174/05
1	Adjustable feet, PU 4 pieces	23130-079/05
..	.....	.....

	Page
Frames, EMC gasketing, side-by-side mounting kits, adjustable feet, castors	1.70
Side panels, rear panels, doors	1.71
Top covers, fan top covers, lifting eyes	1.72
Bases, plinths	1.73
Connecting plates for short doors/rear panels	1.74

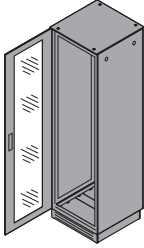
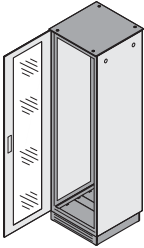
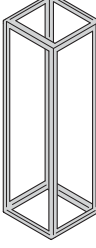
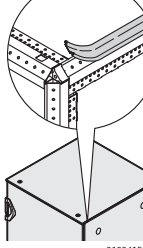
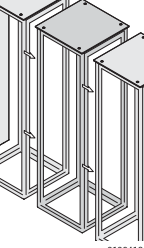
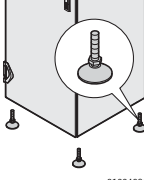
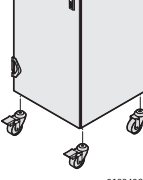
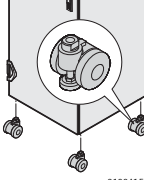
### Interior configuration

19" panel/slide mounts	1.75
ETSI panel/slide mounts	1.76
Swing frames	1.77
Stationary shelves	1.78
Telescopic shelves, 70 kg	1.79
19" shelves 1 U, stationary 75 kg, telescopic 30 kg	1.80
19" telescopic shelves, 2 U, 70 kg	1.81
Slide rails, depth members	1.82
Cable ductings	1.83

# Cabinets – VARISTAR EMC ServicePLUS

**VARISTAR EMC**      **FRAMES, EMC GASKETING, SIDE-BY-SIDE MOUNTING KITS, ADJUSTABLE FEET, CASTORS**

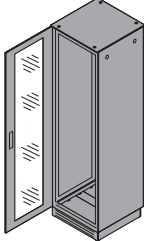
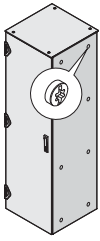




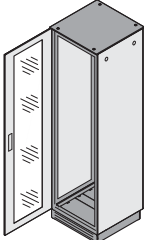
## ORDER INFORMATION

					Frame		EMC gasketing kit	Side-by-side mounting kit EMC	Adjustable feet	Castors	
					Slim-Line	400 kg Heavy-Duty 800 kg				With 2 jacking feet	With adjustable feet
 <p>Completely in RAL 7021 (black grey)</p>  <p>Colour combination RAL 7035 (light grey) / RAL 7021 (black grey)</p>											
					static load-carrying capacity: 400 kg, St, 1.5 mm, zinc-plated, with central GND/earthing point; please order adjustable feet or castors separately	static load-carrying capacity: 800 kg, St, 1.5 mm, zinc-plated, with central GND/earthing point; please order adjustable feet or castors separately	gaskets are glued to the frame, through which all the following cover parts are conductively linked	side-by-side mounting brackets (4 pieces), St	for the frame, static load-carrying capacity: 100 kg, cannot be used with base/plinth	for the frame, static load-carrying capacity: 400 kg, cannot be used with base/plinth	for the frame, static load-carrying capacity: 400 kg, cannot be used with base/plinth
No.	Cabinet dimensions				1 piece assembled	1 piece assembled	PU 1 kit assembled	PU 1 kit supplied loose	PU 4 pieces assembled	PU 4 pieces	PU 4 pieces
	Height U	Width mm	Depth mm								
<b>Completely in RAL 7021</b>					<b>RAL 7021</b>	<b>RAL 7021</b>		<b>RAL 7021</b>			
1	29	1400	600	600	20130-005	20130-055	<b>23130-065</b>	23130-063	<b>23130-079</b>	<b>23130-077</b>	<b>23130-078</b>
2	29	1400	600	800	20130-006	20130-056	<b>23130-065</b>	23130-063	<b>23130-079</b>	<b>23130-077</b>	<b>23130-078</b>
3	33	1600	600	600	20130-009	20130-059	<b>23130-065</b>	23130-063	<b>23130-079</b>	<b>23130-077</b>	<b>23130-078</b>
4	33	1600	600	800	20130-010	20130-060	<b>23130-065</b>	23130-063	<b>23130-079</b>	<b>23130-077</b>	<b>23130-078</b>
5	38	1800	600	600	20130-013	20130-063	<b>23130-065</b>	23130-063	<b>23130-079</b>	<b>23130-077</b>	<b>23130-078</b>
6	38	1800	600	800	20130-014	20130-064	<b>23130-065</b>	23130-063	<b>23130-079</b>	<b>23130-077</b>	<b>23130-078</b>
7	38	1800	800	600	20130-015	20130-065	<b>23130-065</b>	23130-063	<b>23130-079</b>	<b>23130-077</b>	<b>23130-078</b>
8	42	2000	600	600	20130-018	20130-068	<b>23130-065</b>	23130-063	<b>23130-079</b>	<b>23130-077</b>	<b>23130-078</b>
9	42	2000	600	800	20130-019	20130-069	<b>23130-065</b>	23130-063	<b>23130-079</b>	<b>23130-077</b>	<b>23130-078</b>
10	42	2000	600	1000	20130-021	20130-071	<b>23130-065</b>	23130-063	<b>23130-079</b>	<b>23130-077</b>	<b>23130-078</b>
11	42	2000	800	600	20130-022	20130-072	<b>23130-065</b>	23130-063	<b>23130-079</b>	<b>23130-077</b>	<b>23130-078</b>
12	42	2000	800	800	20130-023	20130-073	<b>23130-065</b>	23130-063	<b>23130-079</b>	<b>23130-077</b>	<b>23130-078</b>
13	47	2200	600	600	20130-027	20130-077	<b>23130-065</b>	23130-063	<b>23130-079</b>	<b>23130-077</b>	<b>23130-078</b>
14	47	2200	600	800	20130-028	20130-078	<b>23130-065</b>	23130-063	<b>23130-079</b>	<b>23130-077</b>	<b>23130-078</b>
15	47	2200	600	1000	20130-030	20130-080	<b>23130-065</b>	23130-063	<b>23130-079</b>	<b>23130-077</b>	<b>23130-078</b>
16	47	2200	800	800	20130-032	20130-082	<b>23130-065</b>	23130-063	<b>23130-079</b>	<b>23130-077</b>	<b>23130-078</b>
<b>Colour combinations</b>					<b>RAL 7021</b>	<b>RAL 7021</b>					
17	29	1400	600	600	20130-005	20130-055	<b>23130-065</b>	23130-063	<b>23130-079</b>	<b>23130-077</b>	<b>23130-078</b>
18	29	1400	600	800	20130-006	20130-056	<b>23130-065</b>	23130-063	<b>23130-079</b>	<b>23130-077</b>	<b>23130-078</b>
19	33	1600	600	600	20130-009	20130-059	<b>23130-065</b>	23130-063	<b>23130-079</b>	<b>23130-077</b>	<b>23130-078</b>
20	33	1600	600	800	20130-010	20130-060	<b>23130-065</b>	23130-063	<b>23130-079</b>	<b>23130-077</b>	<b>23130-078</b>
21	38	1800	600	600	20130-013	20130-063	<b>23130-065</b>	23130-063	<b>23130-079</b>	<b>23130-077</b>	<b>23130-078</b>
22	38	1800	600	800	20130-014	20130-064	<b>23130-065</b>	23130-063	<b>23130-079</b>	<b>23130-077</b>	<b>23130-078</b>
23	38	1800	800	600	20130-015	20130-065	<b>23130-065</b>	23130-063	<b>23130-079</b>	<b>23130-077</b>	<b>23130-078</b>
24	42	2000	600	600	20130-018	20130-068	<b>23130-065</b>	23130-063	<b>23130-079</b>	<b>23130-077</b>	<b>23130-078</b>
25	42	2000	600	800	20130-019	20130-069	<b>23130-065</b>	23130-063	<b>23130-079</b>	<b>23130-077</b>	<b>23130-078</b>
26	42	2000	600	1000	20130-021	20130-071	<b>23130-065</b>	23130-063	<b>23130-079</b>	<b>23130-077</b>	<b>23130-078</b>
27	42	2000	800	600	20130-022	20130-072	<b>23130-065</b>	23130-063	<b>23130-079</b>	<b>23130-077</b>	<b>23130-078</b>
28	42	2000	800	800	20130-023	20130-073	<b>23130-065</b>	23130-063	<b>23130-079</b>	<b>23130-077</b>	<b>23130-078</b>
29	47	2200	600	600	20130-027	20130-077	<b>23130-065</b>	23130-063	<b>23130-079</b>	<b>23130-077</b>	<b>23130-078</b>
30	47	2200	600	800	20130-028	20130-078	<b>23130-065</b>	23130-063	<b>23130-079</b>	<b>23130-077</b>	<b>23130-078</b>
31	47	2200	600	1000	20130-030	20130-080	<b>23130-065</b>	23130-063	<b>23130-079</b>	<b>23130-077</b>	<b>23130-078</b>
32	47	2200	800	800	20130-032	20130-082	<b>23130-065</b>	23130-063	<b>23130-079</b>	<b>23130-077</b>	<b>23130-078</b>

Other dimensions and configurations online (with basket)

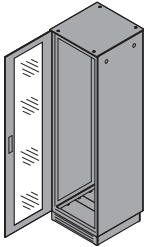
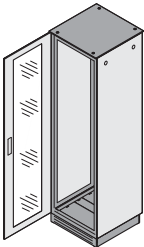
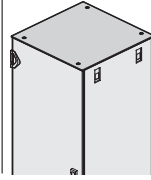
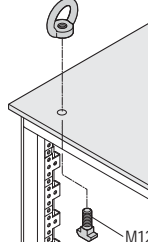
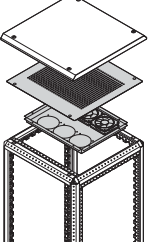
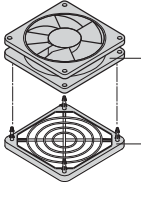
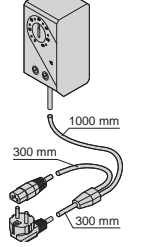
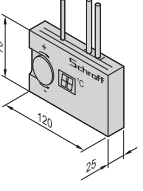
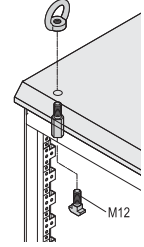
# Cabinets – VARISTAR EMC ServicePLUS

**VARISTAR EMC**
**SIDE PANELS, REAR PANELS, DOORS**
**ORDER INFORMATION**

					Side panel, screw fixed, EMC, IP 55	Rear panel, screw fixed, EMC, IP 55	Steel door, 4-point locking		
							Plain, EMC, IP 55	Perforated, EMC	DIN profile half cylinder
 <p>Completely in RAL 7021 (black grey)</p>					 <p>01004083</p>	 <p>01004085</p>	 <p>01004092</p>	 <p>01004093</p>	 <p>01004148</p>
 <p>Colour combination RAL 7035 (light grey)/ RAL 7021 (black grey)</p>					<p>St, 1 mm, painted outside, AlZn inside, incl. GND/earthing</p>	<p>St, 1 mm, painted outside, AlZn inside, incl. GND/earthing</p>	<p>St, 1.5 mm, painted outside, AlZn inside, opening angle 180°, lever handle with push button, incl. GND/earthing</p>	<p>St, 1.5 mm, painted outside, AlZn inside, opening angle 180°, lever handle with push button, incl. GND/earthing</p>	<p>for lever handle, common locking</p>
No.	Cabinet dimensions				PU 2 pieces assembled	1 piece assembled	1 piece assembled	1 piece assembled	1 piece assembled
	Height U	Width mm	Depth mm						
Completely in RAL 7021					RAL 7021	RAL 7021	RAL 7021	RAL 7021	
1	29	1400	600	600	21130-023	21130-078	21130-168	21130-198	<b>25127-995</b>
2	29	1400	600	800	21130-024				
3	33	1600	600	600	21130-025	21130-080	21130-170	21130-200	<b>25127-995</b>
4	33	1600	600	800	21130-026				
5	38	1800	600	600	21130-027	21130-082	21130-172	21130-202	<b>25127-995</b>
6	38	1800	600	800	21130-028				
7	38	1800	800	600	21130-027	21130-083	21130-173	21130-203	<b>25127-995</b>
8	42	2000	600	600	21130-030				
9	42	2000	600	800	21130-031	21130-084	21130-174	21130-204	<b>25127-995</b>
10	42	2000	600	1000	21130-033				
11	42	2000	800	600	21130-030				
12	42	2000	800	800	21130-031	21130-085	21130-175	21130-205	<b>25127-995</b>
13	47	2200	600	600	21130-035				
14	47	2200	600	800	21130-036	21130-086	21130-176	21130-206	<b>25127-995</b>
15	47	2200	600	1000	21130-038				
16	47	2200	800	800	21130-036	21130-087	21130-177	21130-207	<b>25127-995</b>
Colour combinations					RAL 7035	RAL 7035	RAL 7035	RAL 7035	
17	29	1400	600	600	22130-023	22130-078	22130-168	22130-198	<b>25127-995</b>
18	29	1400	600	800	22130-024				
19	33	1600	600	600	22130-025	22130-080	22130-170	22130-200	<b>25127-995</b>
20	33	1600	600	800	22130-026				
21	38	1800	600	600	22130-027	22130-082	22130-172	22130-202	<b>25127-995</b>
22	38	1800	600	800	22130-028				
23	38	1800	800	600	22130-027	22130-083	22130-173	22130-203	<b>25127-995</b>
24	42	2000	600	600	22130-030				
25	42	2000	600	800	22130-031	22130-084	22130-174	22130-204	<b>25127-995</b>
26	42	2000	600	1000	22130-033				
27	42	2000	800	600	22130-030				
28	42	2000	800	800	22130-031	22130-085	22130-175	22130-205	<b>25127-995</b>
29	47	2200	600	600	22130-035				
30	47	2200	600	800	22130-036	22130-086	22130-176	22130-206	<b>25127-995</b>
31	47	2200	600	1000	22130-038				
32	47	2200	800	800	22130-036	22130-087	22130-177	22130-207	<b>25127-995</b>


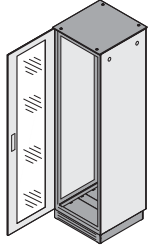
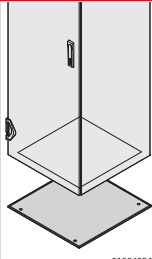

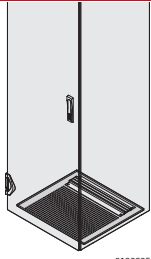




# Cabinets – VARISTAR EMC ServicePLUS

**VARISTAR EMC**
**TOP COVERS, FAN TOP COVERS, LIFTING EYES**
**ORDER INFORMATION**

					Flat top cover		Fan top cover				
					EMC, IP 55	Lifting eye	EMC top cover for 6 fans	Replacement fan for fan top	Thermostat	Speed control	Lifting eye
 <p>Completely in RAL 7021 (black grey)</p>  <p>Colour combination RAL 7035 (light grey)/RAL 7021 (black grey)</p>					 <p>01004096</p>	 <p>01004090</p>	 <p>01008050</p>	 <p>kta44844</p>	 <p>01108052</p>	 <p>01105055</p>	 <p>01005085</p>
					St, 1.5 mm, painted outside, AlZn inside, incl. GND/earthing	for top cover, applications and load in accordance with DIN 582	St, 1.5 mm, RAL 7021; with 3 axial fans 230 V <sub>AC</sub> ; incl. cabling and GND/earthing, connector 2.5m, SCHUKO/IEC 60320 C12 plug	fan with grille for top assembly, 230 V <sub>AC</sub> , 38x119x119 mm, for 50 Hz, 162 m <sup>3</sup> /h	with mains cable 230 V <sub>AC</sub> (SCHUKO/UTE plug/ IEC 60320 C13 socket), adjustment range 0 ... 60°C	fully wired, 90 ... 264 V <sub>AC</sub> , input SCHUKO/UTE plug, outlet IEC 60320 C1 3 socket; external NTC sensor 1.5 m	for fan top cover, applications and static load-carrying capacity in accordance with DIN 582
No.	Cabinet dimensions				1 piece assembled	PU 4 pieces assembled	1 piece assembled	1 piece assembled	1 piece assembled	1 piece assembled	PU 4 pieces assembled
	Height	Width	Depth	Depth							
	U	mm	mm	mm							
<b>Completely in RAL 7021</b>					<b>RAL 7021</b>		<b>RAL 7021</b>				
1	29	1400	600	600	21130-272	<b>23130-072</b>	23130-395	<b>23130-165</b>	<b>20118-750</b>	<b>60715-005</b>	23130-090
2	29	1400	600	800	21130-273		23130-396				
3	33	1600	600	600	21130-272	<b>23130-072</b>	23130-395	<b>23130-165</b>	<b>20118-750</b>	<b>60715-005</b>	23130-090
4	33	1600	600	800	21130-273		23130-396				
5	38	1800	600	600	21130-272	<b>23130-072</b>	23130-395	<b>23130-165</b>	<b>20118-750</b>	<b>60715-005</b>	23130-090
6	38	1800	600	800	21130-273		23130-396				
7	38	1800	800	600	21130-276	<b>23130-072</b>	23130-397	<b>23130-165</b>	<b>20118-750</b>	<b>60715-005</b>	23130-090
8	42	2000	600	600	21130-272	<b>23130-072</b>	23130-395	<b>23130-165</b>	<b>20118-750</b>	<b>60715-005</b>	23130-090
9	42	2000	600	800	21130-273		23130-396				
10	42	2000	600	1000	21130-275	<b>23130-072</b>	23130-443	<b>23130-165</b>	<b>20118-750</b>	<b>60715-005</b>	23130-090
11	42	2000	800	600	21130-276		23130-397				
12	42	2000	800	800	21130-277	<b>23130-072</b>	23130-398	<b>23130-165</b>	<b>20118-750</b>	<b>60715-005</b>	23130-090
13	47	2200	600	600	21130-272	<b>23130-072</b>	23130-395	<b>23130-165</b>	<b>20118-750</b>	<b>60715-005</b>	23130-090
14	47	2200	600	800	21130-273		23130-396				
15	47	2200	600	1000	21130-275	<b>23130-072</b>	23130-443	<b>23130-165</b>	<b>20118-750</b>	<b>60715-005</b>	23130-090
16	47	2200	800	800	21130-277		23130-398				
<b>Colour combinations</b>					<b>RAL 7021</b>		<b>RAL 7021</b>				
17	29	1400	600	600	21130-272	<b>23130-072</b>	23130-395	<b>23130-165</b>	<b>20118-750</b>	<b>60715-005</b>	23130-090
18	29	1400	600	800	21130-273		23130-396				
19	33	1600	600	600	21130-272	<b>23130-072</b>	23130-395	<b>23130-165</b>	<b>20118-750</b>	<b>60715-005</b>	23130-090
20	33	1600	600	800	21130-273		23130-396				
21	38	1800	600	600	21130-272	<b>23130-072</b>	23130-395	<b>23130-165</b>	<b>20118-750</b>	<b>60715-005</b>	23130-090
22	38	1800	600	800	21130-273		23130-396				
23	38	1800	800	600	21130-276	<b>23130-072</b>	23130-397	<b>23130-165</b>	<b>20118-750</b>	<b>60715-005</b>	23130-090
24	42	2000	600	600	21130-272	<b>23130-072</b>	23130-395	<b>23130-165</b>	<b>20118-750</b>	<b>60715-005</b>	23130-090
25	42	2000	600	800	21130-273		23130-396				
26	42	2000	600	1000	21130-275	<b>23130-072</b>	23130-443	<b>23130-165</b>	<b>20118-750</b>	<b>60715-005</b>	23130-090
27	42	2000	800	600	21130-276		23130-397				
28	42	2000	800	800	21130-277	<b>23130-072</b>	23130-398	<b>23130-165</b>	<b>20118-750</b>	<b>60715-005</b>	23130-090
29	47	2200	600	600	21130-272	<b>23130-072</b>	23130-395	<b>23130-165</b>	<b>20118-750</b>	<b>60715-005</b>	23130-090
30	47	2200	600	800	21130-273		23130-396				
31	47	2200	600	1000	21130-275	<b>23130-072</b>	23130-443	<b>23130-165</b>	<b>20118-750</b>	<b>60715-005</b>	23130-090
32	47	2200	800	800	21130-277		23130-398				

# Cabinets – VARISTAR EMC ServicePLUS

**VARISTAR EMC**
**BASES, PLINTHS**
**ORDER INFORMATION**

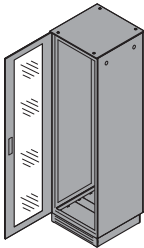
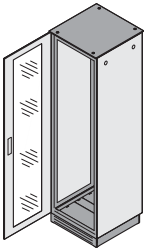
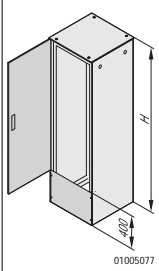
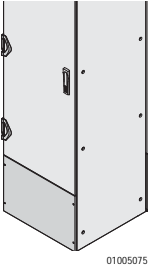
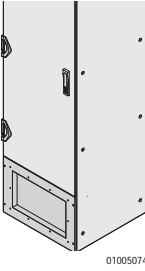
					Base plate			Base/plinth			Base/plinth, mobile
					One-piece, EMC, IP 55	With cable ducting, EMC	Perforated, with cable ducting, EMC	Plain base/plinth	Base/plinth, ventilated	Side covers	
 <p>Completely in RAL 7021 (black grey)</p>  <p>Colour combination RAL 7035 (light grey)/RAL 7021 (black grey)</p>					 <p>01004051</p>	 <p>01004108</p>	 <p>01008051</p>	 <p>01004110</p>	 <p>01004110</p>	 <p>01004053</p>	 <p>01004111</p>
					AlZn, 1.5 mm, incl. GND/earthing, assembly from outside	AlZn, 1.5 mm, rear opening 60 mm deep, incl. GND/earthing, assembly from outside	AlZn, 1.5 mm, incl. GND/earthing; opening at rear: for cabinet width of 600 mm: 359 x 60 mm, for cabinet width of 800 mm: 559 x 60 mm	support with adjustable feet and 2 trims, static load-carrying capacity 1000 kg; please order side trims separately	support with adjustable feet and 2 trims, perforated, static load-carrying capacity 1000 kg; please order side trims separately	St, 1.5 mm	support, St, 3 mm, trim, St, 1.5 mm, static load-carrying capacity on castors 400 kg, on adjustable feet 1000 kg
No.	Cabinet dimensions				1 piece assembled	1 piece assembled	1 piece assembled	PU 1 kit assembled	PU 1 kit assembled	PU 1 pair assembled	1 piece assembled
	Height U	Width mm	Depth mm								
<b>Completely in RAL 7021</b>					<b>AlZn</b>	<b>AlZn</b>	<b>AlZn</b>	<b>RAL 7021</b>	<b>RAL 7021</b>	<b>RAL 7021</b>	<b>RAL 7021</b>
1	29	1400	600	600	21130-281	21130-291	23130-400	23130-387	<b>23130-187</b>	<b>23130-169</b>	23130-208
2	29	1400	600	800	21130-282	21130-292	23130-401	23130-387	<b>23130-187</b>	<b>23130-170</b>	<b>23130-209</b>
3	33	1600	600	600	21130-281	21130-291	23130-400	23130-387	<b>23130-187</b>	<b>23130-169</b>	23130-208
4	33	1600	600	800	21130-282	21130-292	23130-401	23130-387	<b>23130-187</b>	<b>23130-170</b>	<b>23130-209</b>
5	38	1800	600	600	21130-281	21130-291	23130-400	23130-387	<b>23130-187</b>	<b>23130-169</b>	23130-208
6	38	1800	600	800	21130-282	21130-292	23130-401	23130-387	<b>23130-187</b>	<b>23130-170</b>	<b>23130-209</b>
7	38	1800	800	600	21130-283	21130-293	23130-402	23130-388	<b>23130-194</b>	<b>23130-169</b>	23130-212
8	42	2000	600	600	21130-281	21130-291	23130-400	23130-387	<b>23130-187</b>	<b>23130-169</b>	23130-208
9	42	2000	600	800	21130-282	21130-292	23130-401	23130-387	<b>23130-187</b>	<b>23130-170</b>	<b>23130-209</b>
10	42	2000	600	1000	21130-287	21130-296	23130-447	23130-387	<b>23130-187</b>	<b>23130-172</b>	23130-211
11	42	2000	800	600	21130-283	21130-293	23130-402	23130-388	<b>23130-194</b>	<b>23130-169</b>	23130-212
12	42	2000	800	800	21130-284	21130-294	23130-403	23130-388	<b>23130-194</b>	<b>23130-170</b>	23130-213
13	47	2200	600	600	21130-281	21130-291	23130-400	23130-387	<b>23130-187</b>	<b>23130-169</b>	23130-208
14	47	2200	600	800	21130-282	21130-292	23130-401	23130-387	<b>23130-187</b>	<b>23130-170</b>	<b>23130-209</b>
15	47	2200	600	1000	21130-287	21130-296	23130-447	23130-387	<b>23130-187</b>	<b>23130-172</b>	23130-211
16	47	2200	800	800	21130-284	21130-294	23130-403	23130-388	<b>23130-194</b>	<b>23130-170</b>	23130-213
<b>Colour combinations</b>					<b>AlZn</b>	<b>AlZn</b>	<b>AlZn</b>	<b>RAL 7021</b>	<b>RAL 7021</b>	<b>RAL 7021</b>	<b>RAL 7021</b>
17	29	1400	600	600	21130-281	21130-291	23130-400	23130-387	<b>23130-187</b>	<b>23130-169</b>	23130-208
18	29	1400	600	800	21130-282	21130-292	23130-401	23130-387	<b>23130-187</b>	<b>23130-170</b>	<b>23130-209</b>
19	33	1600	600	600	21130-281	21130-291	23130-400	23130-387	<b>23130-187</b>	<b>23130-169</b>	23130-208
20	33	1600	600	800	21130-282	21130-292	23130-401	23130-387	<b>23130-187</b>	<b>23130-170</b>	<b>23130-209</b>
21	38	1800	600	600	21130-281	21130-291	23130-400	23130-387	<b>23130-187</b>	<b>23130-169</b>	23130-208
22	38	1800	600	800	21130-282	21130-292	23130-401	23130-387	<b>23130-187</b>	<b>23130-170</b>	<b>23130-209</b>
23	38	1800	800	600	21130-283	21130-293	23130-402	23130-388	<b>23130-194</b>	<b>23130-169</b>	23130-212
24	42	2000	600	600	21130-281	21130-291	23130-400	23130-387	<b>23130-187</b>	<b>23130-169</b>	23130-208
25	42	2000	600	800	21130-282	21130-292	23130-401	23130-387	<b>23130-187</b>	<b>23130-170</b>	<b>23130-209</b>
26	42	2000	600	1000	21130-287	21130-296	23130-447	23130-387	<b>23130-187</b>	<b>23130-172</b>	23130-211
27	42	2000	800	600	21130-283	21130-293	23130-402	23130-388	<b>23130-194</b>	<b>23130-169</b>	23130-212
28	42	2000	800	800	21130-284	21130-294	23130-403	23130-388	<b>23130-194</b>	<b>23130-170</b>	23130-213
29	47	2200	600	600	21130-281	21130-291	23130-400	23130-387	<b>23130-187</b>	<b>23130-169</b>	23130-208
30	47	2200	600	800	21130-282	21130-292	23130-401	23130-387	<b>23130-187</b>	<b>23130-170</b>	<b>23130-209</b>
31	47	2200	600	1000	21130-287	21130-296	23130-447	23130-387	<b>23130-187</b>	<b>23130-172</b>	23130-211
32	47	2200	800	800	21130-284	21130-294	23130-403	23130-388	<b>23130-194</b>	<b>23130-170</b>	23130-213

# Cabinets – VARISTAR EMC ServicePLUS

VARISTAR EMC

CONNECTING PLATES FOR SHORT DOORS/REAR PANELS

## ORDER INFORMATION

	Dimensioning connecting plate door/rear panel	EMC connecting plate									
		Flat plate, EMC, IP 55	Recessed plate, EMC, IP 55								
 <p>Completely in RAL 7021 (black grey)</p>  <p>Colour combination RAL 7035 (light grey)/RAL 7021 (black grey)</p>	 <p>01005077</p> <p>door and rear panel must be selected 400 mm shorter than cabinet height</p>	 <p>01005075</p> <p>flat plate, stainless steel, 1 mm, height 400 mm, mounting can be at top or bottom</p>	 <p>01005074</p> <p>frame, stainless steel, 1 mm, mounting can be at top or bottom, height 400 mm, plate recessed by 40 mm, stainless steel, 1 mm</p>								
<p><b>Cabinet dimensions</b></p> <table border="1"> <tr> <td>Height</td> <td>Width</td> <td>Depth</td> <td></td> </tr> <tr> <td>U</td> <td>mm</td> <td>mm</td> <td>mm</td> </tr> </table>	Height	Width	Depth		U	mm	mm	mm		1 piece assembled	1 piece assembled
Height	Width	Depth									
U	mm	mm	mm								
<b>Completely in RAL 7021</b>		<b>RAL 7021</b>	<b>RAL 7021</b>								
400 600		21130-578	21130-580								
400 800		21130-579	21130-581								
<b>Colour combinations</b>		<b>RAL 7035</b>	<b>RAL 7035</b>								
400 600		22130-578	22130-580								
400 800		22130-579	22130-581								

# Cabinets – VARISTAR EMC ServicePLUS

## INTERIOR MOUNTING 19" PANEL/SLIDE MOUNTS

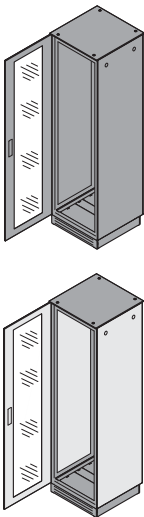
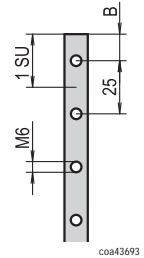
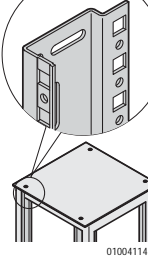

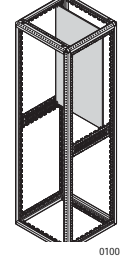
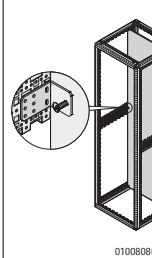
### ORDER INFORMATION

		Dimension		19" panel/slide mounts EIA		U height identification for 19" panel/slide mount	19" assembly kit M6	Adapter bracket for reduced width			
		Standard fitting		Painted RAL 7021	AlZn						
<p>Completely in RAL 7021 (black grey)</p> <p>Colour combination RAL 7035 (light grey)/RAL 7021 (black grey)</p>		<p><math>X_f</math> = distance from front  <math>c</math> = pitch of 19" panel/slide mounts  <math>D</math> = cabinet depth  <math>W</math> = cabinet width</p>		<p>St, 1.75 mm;  reduced-width adapter bracket required for 800 mm width;  depth members are required for partial-height mounting</p>		<p>paper strip, white, serial numbered from 1 ... 47 H</p>	<p>assembly kit:  item 1: screws,  item 2: cage nuts,  item 3: washers  other kit quantities see page 3.17</p>	<p>St, 2 mm,  finish AlZn, for fixing the 19" panel/slide mounts in 800 mm wide cabinets</p>			
No.	Cabinet dimensions				$X_f$ mm	$c$ mm	PU 1 pair assembled	PU 1 pair assembled	PU 4 pieces assembled	PU 50 pieces supplied loose	PU 4 pieces assembled
	U	mm	mm	mm							
		<b>Completely in RAL 7021</b>				<b>RAL 7021</b>	<b>AlZn</b>				<b>AlZn</b>
1	29	1400	600	600	50	500					
2	29	1400	600	800	50	700	<b>23130-012</b>	<b>23130-032</b>	<b>25127-997</b>	<b>21101-809</b>	–
3	33	1600	600	600	50	500	<b>23130-013</b>	<b>23130-033</b>	<b>25127-997</b>	<b>21101-809</b>	–
4	33	1600	600	800	50	700	<b>23130-013</b>	<b>23130-033</b>	<b>25127-997</b>	<b>21101-809</b>	–
5	38	1800	600	600	50	500	<b>23130-014</b>	<b>23130-034</b>	<b>25127-997</b>	<b>21101-809</b>	–
6	38	1800	600	800	50	700	<b>23130-014</b>	<b>23130-034</b>	<b>25127-997</b>	<b>21101-809</b>	–
7	38	1800	800	600	50	500	<b>23130-014</b>	<b>23130-034</b>	<b>25127-997</b>	<b>21101-809</b>	<b>23130-091</b>
8	42	2000	600	600	50	500					
9	42	2000	600	800	50	700	<b>23130-015</b>	<b>23130-035</b>	<b>25127-997</b>	<b>21101-809</b>	–
10	42	2000	600	1000	70	740					
11	42	2000	800	600	50	500	<b>23130-015</b>	<b>23130-035</b>	<b>25127-997</b>	<b>21101-809</b>	<b>23130-091</b>
12	42	2000	800	800	150	500	<b>23130-015</b>	<b>23130-035</b>	<b>25127-997</b>	<b>21101-809</b>	<b>23130-091</b>
13	47	2200	600	600	50	500					
14	47	2200	600	800	50	700	<b>23130-016</b>	<b>23130-036</b>	<b>25127-997</b>	<b>21101-809</b>	–
15	47	2200	600	1000	50	700					
16	47	2200	800	800	150	500	<b>23130-016</b>	<b>23130-036</b>	<b>25127-997</b>	<b>21101-809</b>	<b>23130-091</b>
		<b>Colour combinations</b>				<b>RAL 7035</b>	<b>AlZn</b>				<b>AlZn</b>
17	29	1400	600	600	50	500	<b>23130-022</b>	<b>23130-032</b>	<b>25127-997</b>	<b>21101-809</b>	–
18	29	1400	600	800	50	700	<b>23130-022</b>	<b>23130-032</b>	<b>25127-997</b>	<b>21101-809</b>	–
19	33	1600	600	600	50	500	<b>23130-023</b>	<b>23130-033</b>	<b>25127-997</b>	<b>21101-809</b>	–
20	33	1600	600	800	50	700	<b>23130-023</b>	<b>23130-033</b>	<b>25127-997</b>	<b>21101-809</b>	–
21	38	1800	600	600	50	500	<b>23130-024</b>	<b>23130-034</b>	<b>25127-997</b>	<b>21101-809</b>	–
22	38	1800	600	800	50	700	<b>23130-024</b>	<b>23130-034</b>	<b>25127-997</b>	<b>21101-809</b>	–
23	38	1800	800	600	50	500	<b>23130-024</b>	<b>23130-034</b>	<b>25127-997</b>	<b>21101-809</b>	<b>23130-091</b>
24	42	2000	600	600	50	500					
25	42	2000	600	800	50	700	<b>23130-025</b>	<b>23130-035</b>	<b>25127-997</b>	<b>21101-809</b>	–
26	42	2000	600	1000	70	740					
27	42	2000	800	600	50	500	<b>23130-025</b>	<b>23130-035</b>	<b>25127-997</b>	<b>21101-809</b>	<b>23130-091</b>
28	42	2000	800	800	150	500	<b>23130-025</b>	<b>23130-035</b>	<b>25127-997</b>	<b>21101-809</b>	<b>23130-091</b>
29	47	2200	600	600	50	500					
30	47	2200	600	800	50	700	<b>23130-026</b>	<b>23130-036</b>	<b>25127-997</b>	<b>21101-809</b>	–
31	47	2200	600	1000	70	740					
32	47	2200	800	800	150	500	<b>23130-026</b>	<b>23130-036</b>	<b>25127-997</b>	<b>21101-809</b>	<b>23130-091</b>

# Cabinets – VARISTAR EMC ServicePLUS

## INTERIOR MOUNTING ETSI PANEL/SLIDE MOUNTS, MOUNTING PLATES

### ORDER INFORMATION

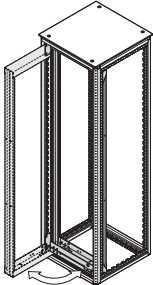

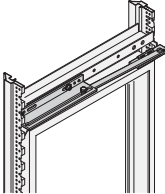

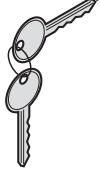
					ETSI panel/slide mount		Mounting plates		
					Dimensions	Panel/slide mount	Full height	Height 1200 mm	Strengthening brackets
 <p>Completely in RAL 7021 (black grey)</p> <p>Colour combination RAL 7035 (light grey)/RAL 7021 (black grey)</p>					 <p>in accordance with ETS 300119-3 and IEC 60917-211; SU = 25 mm</p>	 <p>St, 2 mm, AlZn finish, suitable only for Slim-Line frame; shelves available on request</p>	 <p>St, zinc-plated, 3 mm, static load-carrying capacity up to 450 kg (rear mounted); strengthening bracket increases static load-carrying capacity; please order separately</p>		 <p>St profile, increases static load-carrying capacity of mounting plate to 150 kg</p>
No.	Cabinet dimensions				Height SU	PU 1 pair assembled	1 piece assembled	1 piece assembled	PU 2 pieces assembled
	Height U	Width mm	Depth mm	mm					
Completely in RAL 7021									
1	29	1400	600	600	50				
2	29	1400	600	800	50	23130-052	–	23130-413	<b>23130-418</b>
3	33	1600	600	600	60				
4	33	1600	600	800	60	23130-053	–	23130-413	<b>23130-418</b>
5	38	1800	600	600	68				
6	38	1800	600	800	68	23130-054	23130-405	23130-413	<b>23130-418</b>
7	38	1800	800	600	68	23130-054	23130-406	23130-414	<b>23130-418</b>
8	42	2000	600	600	76				
9	42	2000	600	800	76	23130-055	23130-407	23130-413	<b>23130-418</b>
10	42	2000	600	1000	76				
11	42	2000	800	600	76				
12	42	2000	800	800	76	23130-055	23130-408	23130-414	<b>23130-418</b>
13	47	2200	600	600	84				
14	47	2200	600	800	84	23130-056	–	23130-413	<b>23130-418</b>
15	47	2200	600	1000	84				
16	47	2200	800	800	84	23130-056	–	23130-414	<b>23130-418</b>
Colour combinations									
						AlZn	verzinkt	verzinkt	RAL 7021
17	29	1400	600	600	50				
18	29	1400	600	800	50	23130-052	–	23130-413	<b>23130-418</b>
19	33	1600	600	600	60				
20	33	1600	600	800	60	23130-053	–	23130-413	<b>23130-418</b>
21	38	1800	600	600	68				
22	38	1800	600	800	68	23130-054	23130-405	23130-413	<b>23130-418</b>
23	38	1800	800	600	68	23130-054	23130-406	23130-414	<b>23130-418</b>
24	42	2000	600	600	76				
25	42	2000	600	800	76	23130-055	23130-407	23130-413	<b>23130-418</b>
26	42	2000	600	1000	76				
27	42	2000	800	600	76				
28	42	2000	800	800	76	23130-055	23130-408	23130-414	<b>23130-418</b>
29	47	2200	600	600	84				
30	47	2200	600	800	84	23130-056	–	23130-413	<b>23130-418</b>
31	47	2200	600	1000	84				
32	47	2200	800	800	84	23130-056	–	23130-414	<b>23130-418</b>



# Cabinets – VARISTAR EMC ServicePLUS

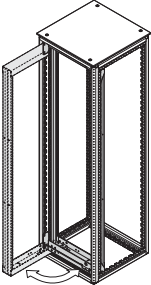
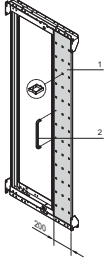
## INTERIOR MOUNTING SWING FRAMES FOR CABINET WIDTH 600 MM

### ORDER INFORMATION

			Swing frame	Stop 120°	Safety lock	Spare key
			 01005070 St, 2 mm, RAL 7021, load-carrying capacity: 150 kg, 120° hinge, square locks incl. 2 keys (Dimension drawings link)	 01005061 St: for safety reasons a swing frame stop is recommended	 01015060 for swing frame, instead of square lock, incl. 2 keys	 01015059
Height	Usable height	Width	1 piece assembled	PU 1 kit assembled	1 piece assembled	PU 2 pieces supplied loose
U	U	mm				
partial height	12	600	21130-740	23130-158	<b>60113-267</b>	<b>60220-003</b>
partial height	21	600	21130-741	23130-158	<b>60113-267</b>	<b>60220-003</b>
29	25	600	21130-742	23130-158	<b>60113-267</b>	<b>60220-003</b>
33	30	600	21130-743	23130-158	<b>60113-267</b>	<b>60220-003</b>
38	34	600	21130-744	23130-158	<b>60113-267</b>	<b>60220-003</b>
42	39	600	21130-745	23130-158	<b>60113-267</b>	<b>60220-003</b>
47	43	600	21130-746	23130-158	<b>60113-267</b>	<b>60220-003</b>

## INTERIOR MOUNTING SWING FRAMES FOR CABINET WIDTH 800 MM

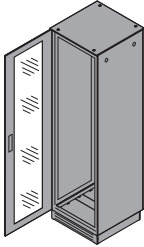
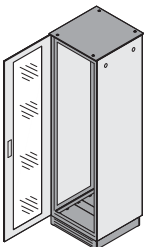
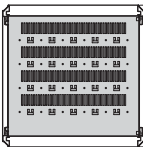
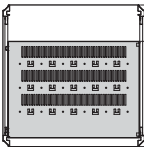
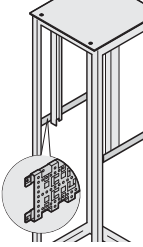
### ORDER INFORMATION

			Swing frame 120°		Swing frame 160°		Swing frame trim		Safety lock
			Swing frame 120°	Stop 120°	Swing frame 160°	Stop 160°	Asymmetrical assembly	Symmetrical assembly	
			 01005070 St, 2 mm, RAL 7021, load carrying capacity 150 kg, 120° hinge, square locks incl. 2 keys (Dimension drawings link)	 01005061 St: for safety reasons a swing frame stop is recommended	 01005070 St, 2 mm, RAL 7021, load-carrying capacity 150 kg, 160° hinge, square locks incl. 2 keys	 01005061 St, swing frame stop is recommended for safety reasons	 01005058 St, 1.5 mm, RAL 7021, trim (item 1, width 200 mm) incl. handle (item 2) and cut-out for cable eyes	 01005057 St, 1.5 mm, RAL 7021, trim (item 1, 2 x width 100 mm) incl. handle (item 2) and cut-out for cable eyes	 01015060 for swing frame, instead of square lock, incl. 2 keys
Height	Usable height	Width	1 piece assembled	PU 1 kit assembled	PU 2 pieces assembled	PU 1 kit assembled	1 piece assembled	PU 2 pieces assembled	1 piece assembled
U	U	mm							
partial height	12	800	21130-747	23130-158	21130-761	23130-159	–	–	<b>60113-267</b>
partial height	21	800	21130-748	23130-158	21130-762	23130-159	21130-432	21130-442	<b>60113-267</b>
29	25	800	21130-749	23130-158	21130-763	23130-159	21130-433	21130-443	<b>60113-267</b>
33	30	800	21130-750	23130-158	21130-764	23130-159	21130-434	21130-444	<b>60113-267</b>
38	34	800	21130-751	23130-158	21130-765	23130-159	21130-435	21130-445	<b>60113-267</b>
42	39	800	21130-752	23130-158	21130-766	23130-159	21130-436	21130-446	<b>60113-267</b>
47	43	800	21130-753	23130-158	21130-767	23130-159	21130-437	21130-447	<b>60113-267</b>

# Cabinets – VARISTAR EMC ServicePLUS

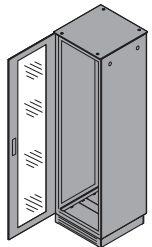
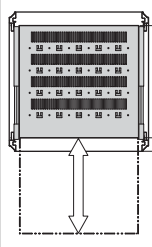
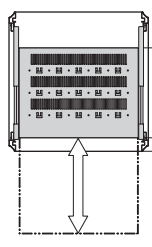
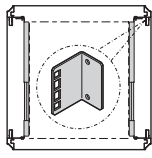
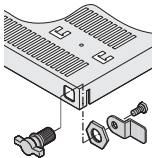
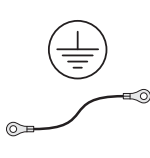
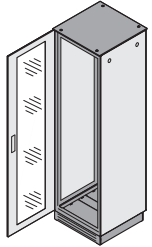
## INTERIOR MOUNTING STATIONARY SHELVES

### ORDER INFORMATION

					Stationary shelf Full depth	Stationary shelf Shortened by 100 mm	Depth member, 3 rows
 <p>Completely in RAL 7021 (black grey)</p>  <p>Colour combination RAL 7035 (light grey)/RAL 7021 (black grey)</p>					 <p>01004142</p> <p>St, 1.5 mm, static load-carrying capacity 75 kg, 1 U, incl. GND/earthing</p>	 <p>01004142</p> <p>St, 1.5 mm, static load-carrying capacity 75 kg, 1 U, depth 479 mm, incl. GND/earthing, for recessed installation please order depth member separately</p>	 <p>01004126</p> <p>length 460 mm, St, 1.5 mm, finish AlZn required for recessed shelf</p>
No.	Cabinet dimensions				1 piece assembled	1 piece assembled	PU 1 pair assembled
	Height U	Width mm	Depth mm	mm			
Completely in RAL 7021					RAL 7021	RAL 7021	AlZn
1	29	1400	600	600	21130-323	21130-322	23130-081
2	29	1400	600	800	21130-325	21130-324	23130-082
3	33	1600	600	600	21130-323	21130-322	23130-081
4	33	1600	600	800	21130-325	21130-324	23130-082
5	38	1800	600	600	21130-323	21130-322	23130-081
6	38	1800	600	800	21130-325	21130-324	23130-082
7	38	1800	800	600	21130-333	21130-332	23130-081
8	42	2000	600	600	21130-323	21130-322	23130-081
9	42	2000	600	800	21130-325	21130-324	23130-082
10	42	2000	600	1000	21130-327	–	–
11	42	2000	800	600	21130-333	21130-332	23130-081
12	42	2000	800	800	21130-335	21130-334	23130-082
13	47	2200	600	600	21130-323	21130-322	23130-081
14	47	2200	600	800	21130-325	21130-324	23130-082
15	47	2200	600	1000	21130-327	–	–
16	47	2200	800	800	21130-335	21130-334	23130-082
Colour combinations					RAL 7035	RAL 7035	AlZn
17	29	1400	600	600	22130-323	22130-322	23130-081
18	29	1400	600	800	22130-325	22130-324	23130-082
19	33	1600	600	600	22130-323	22130-322	23130-081
20	33	1600	600	800	22130-325	22130-324	23130-082
21	38	1800	600	600	22130-323	22130-322	23130-081
22	38	1800	600	800	22130-325	22130-324	23130-082
23	38	1800	800	600	22130-333	22130-332	23130-081
24	42	2000	600	600	22130-323	22130-322	23130-081
25	42	2000	600	800	22130-325	22130-324	23130-082
26	42	2000	600	1000	22130-327	–	–
27	42	2000	800	600	22130-333	22130-332	23130-081
28	42	2000	800	800	22130-335	22130-334	23130-082
29	47	2200	600	600	22130-323	22130-322	23130-081
30	47	2200	600	800	22130-325	22130-324	23130-082
31	47	2200	600	1000	22130-327	–	–
32	47	2200	800	800	22130-335	22130-334	23130-082

# Cabinets – VARISTAR EMC ServicePLUS

**INTERIOR MOUNTING    TELESCOPIC SHELVES, 70 KG**
**ORDER INFORMATION**

					Telescopic shelf, 2 U				
					Full depth	Shortened by 100 mm	Mounting bracket	T-bar lock	GND/earthing
 <p>Completely in RAL 7021 (black grey)</p>					 <p>01004144</p>	 <p>01004145</p>	 <p>01005054</p>	 <p>01004125</p>	 <p>05904052</p>
 <p>Colour combination RAL 7035 (light grey)/RAL 7021 (black grey)</p>					<p>St, 1.5 mm, static load-carrying capacity 70/50 kg (width 600/800 mm), incl. telescopic slide, please order mounting bracket separately</p>	<p>St, 1.5 mm, static load-carrying capacity 70/50 kg (width 600/800 mm), incl. telescopic slide, please order mounting bracket separately</p>	<p>St, finish AlZn</p>	<p>to lock the telescopic shelf</p>	<p>for telescopic shelf</p>
Cabinet dimensions					1 piece assembled		PU 4 pieces assembled	1 piece assembled	PU 1 kit assembled
No.	U	mm	Width mm	Depth mm	1 piece assembled	1 piece assembled	PU 4 pieces assembled	1 piece assembled	PU 1 kit assembled
Completely in RAL 7021					RAL 7021	RAL 7021	AlZn		
1	29	1400	600	600	<b>21130-353</b>	<b>21130-352</b>	<b>23130-274</b>	<b>23130-092</b>	<b>23130-140</b>
2	29	1400	600	800	<b>21130-355</b>	<b>21130-354</b>	<b>23130-274</b>	<b>23130-092</b>	<b>23130-140</b>
3	33	1600	600	600	<b>21130-353</b>	<b>21130-352</b>	<b>23130-274</b>	<b>23130-092</b>	<b>23130-140</b>
4	33	1600	600	800	<b>21130-355</b>	<b>21130-354</b>	<b>23130-274</b>	<b>23130-092</b>	<b>23130-140</b>
5	38	1800	600	600	<b>21130-353</b>	<b>21130-352</b>	<b>23130-274</b>	<b>23130-092</b>	<b>23130-140</b>
6	38	1800	600	800	<b>21130-355</b>	<b>21130-354</b>	<b>23130-274</b>	<b>23130-092</b>	<b>23130-140</b>
7	38	1800	800	600	21130-373	21130-372	<b>23130-274</b>	<b>23130-092</b>	<b>23130-140</b>
8	42	2000	600	600	<b>21130-353</b>	<b>21130-352</b>	<b>23130-274</b>	<b>23130-092</b>	<b>23130-140</b>
9	42	2000	600	800	<b>21130-355</b>	<b>21130-354</b>	<b>23130-274</b>	<b>23130-092</b>	<b>23130-140</b>
10	42	2000	600	1000	–	–	–	–	–
11	42	2000	800	600	21130-373	21130-372	<b>23130-274</b>	<b>23130-092</b>	<b>23130-140</b>
12	42	2000	800	800	21130-375	21130-374	<b>23130-274</b>	<b>23130-092</b>	<b>23130-140</b>
13	47	2200	600	600	<b>21130-353</b>	<b>21130-352</b>	<b>23130-274</b>	<b>23130-092</b>	<b>23130-140</b>
14	47	2200	600	800	<b>21130-355</b>	<b>21130-354</b>	<b>23130-274</b>	<b>23130-092</b>	<b>23130-140</b>
15	47	2200	600	1000	–	–	–	–	–
16	47	2200	800	800	21130-375	21130-374	<b>23130-274</b>	<b>23130-092</b>	<b>23130-140</b>
Colour combinations					RAL 7035	RAL 7035	AlZn		
17	29	1400	600	600	<b>22130-353</b>	22130-352	<b>23130-274</b>	<b>23130-092</b>	<b>23130-140</b>
18	29	1400	600	800	<b>22130-355</b>	22130-354	<b>23130-274</b>	<b>23130-092</b>	<b>23130-140</b>
19	33	1600	600	600	<b>22130-353</b>	22130-352	<b>23130-274</b>	<b>23130-092</b>	<b>23130-140</b>
20	33	1600	600	800	<b>22130-355</b>	22130-354	<b>23130-274</b>	<b>23130-092</b>	<b>23130-140</b>
21	38	1800	600	600	<b>22130-353</b>	22130-352	<b>23130-274</b>	<b>23130-092</b>	<b>23130-140</b>
22	38	1800	600	800	<b>22130-355</b>	22130-354	<b>23130-274</b>	<b>23130-092</b>	<b>23130-140</b>
23	38	1800	800	600	22130-373	22130-372	<b>23130-274</b>	<b>23130-092</b>	<b>23130-140</b>
24	42	2000	600	600	<b>22130-353</b>	22130-352	<b>23130-274</b>	<b>23130-092</b>	<b>23130-140</b>
25	42	2000	600	800	<b>22130-355</b>	22130-354	<b>23130-274</b>	<b>23130-092</b>	<b>23130-140</b>
26	42	2000	600	1000	–	–	–	–	–
27	42	2000	800	600	22130-373	22130-372	<b>23130-274</b>	<b>23130-092</b>	<b>23130-140</b>
28	42	2000	800	800	22130-375	22130-374	<b>23130-274</b>	<b>23130-092</b>	<b>23130-140</b>
29	47	2200	600	600	<b>22130-353</b>	22130-352	<b>23130-274</b>	<b>23130-092</b>	<b>23130-140</b>
30	47	2200	600	800	<b>22130-355</b>	22130-354	<b>23130-274</b>	<b>23130-092</b>	<b>23130-140</b>
31	47	2200	600	1000	–	–	–	–	–
32	47	2200	800	800	22130-375	22130-374	<b>23130-274</b>	<b>23130-092</b>	<b>23130-140</b>

# Cabinets – VARISTAR EMC ServicePLUS

INTERIOR MOUNTING 19" SHELVES 1 U, STATIONARY 75 KG, TELESCOPIC 30 KG

## ORDER INFORMATION

					Dimension Standard fitting		19" stationary shelf, 1 U, 75 kg		19" telescopic shelf, 1 U, 30 kg		GND/earthing	
							Full depth	Shortened by 100 mm	Full depth	Shortened by 100 mm		
					$X_f$ = distance from front $c$ = pitch of 19" panel/slide mounts $D$ = cabinet depth $W$ = cabinet width		St, 1.5 mm, static load-carrying capacity 75 kg, depth 600 mm, incl. GND/earthing <small>01004146</small>	St, 1.5 mm, static load-carrying capacity 75 kg, depth 500 mm, incl. GND/earthing <small>01004118</small>	St, 1.5 mm, static load-carrying capacity 30 kg, incl. telescopic slide; please order GND/earthing kit separately <small>01004119</small>	St, 1.5 mm, static load-carrying capacity 30 kg, incl. telescopic slide; please order GND/earthing kit separately <small>01004123</small>	for telescopic shelf <small>01004122</small>	<small>05904052</small>
No.	Cabinet dimensions			$X_f$ mm	$c$ mm	1 piece assembled		1 piece assembled		1 piece assembled		PU 1 kit assembled
	Height U	Width mm	Depth mm			RAL 7021	RAL 7021	RAL 7021	RAL 7021			
<b>Completely in RAL 7021</b>												
1	29	1400	600	50	500	21130-303	21130-302	21130-343	21130-342			
2	29	1400	600	50	700	21130-305	21130-304	21130-345	21130-344	23130-140		
3	33	1600	600	50	500	21130-303	21130-302	21130-343	21130-342			
4	33	1600	600	50	700	21130-305	21130-304	21130-345	21130-344	23130-140		
5	38	1800	600	50	500	21130-303	21130-302	21130-343	21130-342			
6	38	1800	600	50	700	21130-305	21130-304	21130-345	21130-344	23130-140		
7	38	1800	800	50	500	21130-303	21130-302	21130-343	21130-342			
8	42	2000	600	50	500	21130-303	21130-302	21130-343	21130-342			
9	42	2000	600	50	700	21130-305	21130-304	21130-345	21130-344	23130-140		
10	42	2000	600	70	740	21130-309	–	–	–			
11	42	2000	800	50	500	21130-303	21130-302	21130-343	21130-342	23130-140		
12	42	2000	800	150	500	21130-303	21130-302	21130-343	21130-342			
13	47	2200	600	50	500	21130-303	21130-302	21130-343	21130-342			
14	47	2200	600	50	700	21130-305	21130-304	21130-345	21130-344	23130-140		
15	47	2200	600	70	740	21130-309	–	–	–			
16	47	2200	800	150	500	21130-303	21130-302	21130-343	21130-342	23130-140		
<b>Colour combinations</b>												
						RAL 7035	RAL 7035	RAL 7035	RAL 7035			
17	29	1400	600	50	500	22130-303	22130-302	22130-343	22130-342			
18	29	1400	600	50	700	22130-305	22130-304	22130-345	22130-344	23130-140		
19	33	1600	600	50	500	22130-303	22130-302	22130-343	22130-342			
20	33	1600	600	50	700	22130-305	22130-304	22130-345	22130-344	23130-140		
21	38	1800	600	50	500	22130-303	22130-302	22130-343	22130-342			
22	38	1800	600	50	700	22130-305	22130-304	22130-345	22130-344	23130-140		
23	38	1800	800	50	500	22130-303	22130-302	22130-343	22130-342			
24	42	2000	600	50	500	22130-303	22130-302	22130-343	22130-342			
25	42	2000	600	50	700	22130-305	22130-304	22130-345	22130-344	23130-140		
26	42	2000	600	70	740	22130-309	–	–	–			
27	42	2000	800	50	500	22130-303	22130-302	22130-343	22130-342	23130-140		
28	42	2000	800	150	500	22130-303	22130-302	22130-343	22130-342			
29	47	2200	600	50	500	22130-303	22130-302	22130-343	22130-342			
30	47	2200	600	50	700	22130-305	22130-304	22130-345	22130-344	23130-140		
31	47	2200	600	70	740	22130-309	–	–	–			
32	47	2200	800	150	500	22130-303	22130-302	22130-343	22130-342	23130-140		

# Cabinets – VARISTAR EMC ServicePLUS

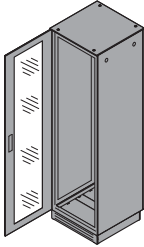
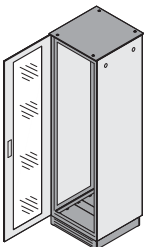
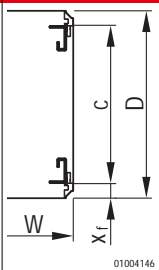
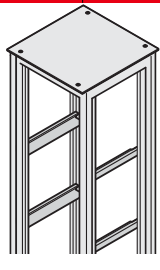
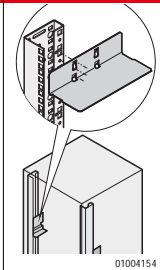
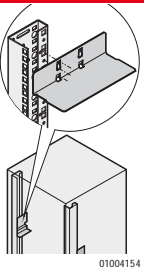
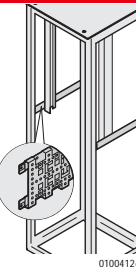
**INTERIOR MOUNTING    19" TELESCOPIC SHELVES, 2 U, 70 KG**
**ORDER INFORMATION**

		Dimension		Shelf, telescopic, 2 U, 70 kg						
		Standard fitting		Full depth	Shortened by 100 mm	T-bar lock	GND/earthing			
<p>Completely in RAL 7021 (black grey)</p>		<p>01004146</p>		<p>01004123</p>	<p>01004122</p>	<p>01004125</p>	<p>05904052</p>			
<p>Colour combination RAL 7035 (light grey) / RAL 7021 (black grey)</p>		<p><math>x_f</math> = distance from front  <math>c</math> = pitch of 19" panel/slide mounts  <math>D</math> = cabinet depth  <math>W</math> = cabinet width</p>		<p>St. 1.5 mm, RAL 7021, static load-carrying capacity 70 kg, width 417 mm, depth 482 mm, incl. telescopic slide, please order T-bar lock and earthing kit separately</p>	<p>St. 1.5 mm, RAL 7021, static load-carrying capacity 70 kg, width 400 mm, depth 682 mm, incl. telescopic slide, please order T-bar lock and earthing kit separately</p>	<p>to lock the telescopic shelf</p>	<p>for telescopic shelf</p>			
No.	Cabinet dimensions				$x_f$ mm	$c$ mm	1 piece assembled	1 piece assembled	1 piece assembled	PU 1 kit assembled
	U	mm	mm	mm						
Completely in RAL 7021										
1	29	1400	600	600	50	500	<b>21130-353</b>	<b>21130-352</b>		
2	29	1400	600	800	50	700	<b>21130-355</b>	<b>21130-354</b>	<b>23130-092</b>	<b>23130-140</b>
3	33	1600	600	600	50	500	<b>21130-353</b>	<b>21130-352</b>		
4	33	1600	600	800	50	700	<b>21130-355</b>	<b>21130-354</b>	<b>23130-092</b>	<b>23130-140</b>
5	38	1800	600	600	50	500	<b>21130-353</b>	<b>21130-352</b>		
6	38	1800	600	800	50	700	<b>21130-355</b>	<b>21130-354</b>	<b>23130-092</b>	<b>23130-140</b>
7	38	1800	800	600	50	500	<b>21130-353</b>	<b>21130-352</b>	<b>23130-092</b>	<b>23130-140</b>
8	42	2000	600	600	50	500	<b>21130-353</b>	<b>21130-352</b>		
9	42	2000	600	800	50	700	<b>21130-355</b>	<b>21130-354</b>	<b>23130-092</b>	<b>23130-140</b>
10	42	2000	600	1000	70	740	–	–	–	–
11	42	2000	800	600	50	500	<b>21130-353</b>	<b>21130-352</b>	<b>23130-092</b>	<b>23130-140</b>
12	42	2000	800	800	150	500	<b>21130-353</b>	<b>21130-352</b>		
13	47	2200	600	600	50	500	<b>21130-353</b>	<b>21130-352</b>		
14	47	2200	600	800	50	700	<b>21130-355</b>	<b>21130-354</b>	<b>23130-092</b>	<b>23130-140</b>
15	47	2200	600	1000	70	740	–	–	–	–
16	47	2200	800	800	150	500	<b>21130-353</b>	<b>21130-352</b>	<b>23130-092</b>	<b>23130-140</b>
Colour combinations										
17	29	1400	600	600	50	500	<b>22130-353</b>	<b>22130-352</b>		
18	29	1400	600	800	50	700	<b>22130-355</b>	<b>22130-354</b>	<b>23130-092</b>	<b>23130-140</b>
19	33	1600	600	600	50	500	<b>22130-353</b>	<b>22130-352</b>		
20	33	1600	600	800	50	700	<b>22130-355</b>	<b>22130-354</b>	<b>23130-092</b>	<b>23130-140</b>
21	38	1800	600	600	50	500	<b>22130-353</b>	<b>22130-352</b>		
22	38	1800	600	800	50	700	<b>22130-355</b>	<b>22130-354</b>		
23	38	1800	800	600	50	500	<b>22130-353</b>	<b>22130-352</b>	<b>23130-092</b>	<b>23130-140</b>
24	42	2000	600	600	50	500	<b>22130-353</b>	<b>22130-352</b>		
25	42	2000	600	800	50	700	<b>22130-355</b>	<b>22130-354</b>	<b>23130-092</b>	<b>23130-140</b>
26	42	2000	600	1000	70	740	–	–	–	–
27	42	2000	800	600	50	500	<b>22130-353</b>	<b>22130-352</b>		
28	42	2000	800	800	150	500	<b>22130-353</b>	<b>22130-352</b>	<b>23130-092</b>	<b>23130-140</b>
29	47	2200	600	600	50	500	<b>22130-353</b>	<b>22130-352</b>		
30	47	2200	600	800	50	700	<b>22130-355</b>	<b>22130-354</b>	<b>23130-092</b>	<b>23130-140</b>
31	47	2200	600	1000	70	740	–	–	–	–
32	47	2200	800	800	150	500	<b>22130-353</b>	<b>22130-352</b>	<b>23130-092</b>	<b>23130-140</b>

# Cabinets – VARISTAR EMC ServicePLUS

## INTERIOR MOUNTING SLIDE RAILS, DEPTH MEMBERS

### ORDER INFORMATION

						Dimension Standard fitting		Slide rail		Short slide rail	Depth member, 3 rows		
								25 kg	100 kg				
 <p>Completely in RAL 7021 (black grey)</p>  <p>Colour combination RAL 7035 (light grey)/RAL 7021 (black grey)</p>						 <p>01004146</p> <p><math>X_f</math> = distance from front c = pitch of 19" panel/slide mounts D = cabinet depth W = cabinet width</p>		 <p>01004115</p> <p>St. 1.5 mm, finish AlZn, static load-carrying capacity 25 kg/pair</p>		 <p>01004154</p> <p>St. 2.5 mm, zinc-plated, static load-carrying capacity 100 kg/pair</p>		 <p>01004154</p> <p>St. 1.5 mm, finish AlZn, static load-carrying capacity 15 kg/pair</p>	 <p>01004126</p> <p>length 460 mm, St. 1.5 mm, finish AlZn required for shortened shelf</p>
No.	Cabinet dimensions			$X_f$	c	PU 2 pieces supplied loose	PU 2 pieces supplied loose	PU 1 kit supplied loose	PU 1 pair assembled				
	Height	Width	Depth										
	U	mm	mm	mm	mm	mm							
Completely in RAL 7021													
1	29	1400	600	600	50	500	23130-096	23130-118	23130-081				
2	29	1400	600	800	50	700	23130-097	23130-119	23130-082				
3	33	1600	600	600	50	500	23130-096	23130-118	23130-081				
4	33	1600	600	800	50	700	23130-097	23130-119	23130-082				
5	38	1800	600	600	50	500	23130-096	23130-118	23130-081				
6	38	1800	600	800	50	700	23130-097	23130-119	23130-082				
7	38	1800	800	600	50	500	23130-096	23130-118	23130-081				
8	42	2000	600	600	50	500	23130-096	23130-118	23130-081				
9	42	2000	600	800	50	700	23130-097	23130-119	23130-082				
10	42	2000	600	1000	70	740	23130-098	23130-120	23130-084				
11	42	2000	800	600	50	500	23130-096	23130-118	23130-081				
12	42	2000	800	800	150	500	23130-096	23130-118	23130-082				
13	47	2200	600	600	50	500	23130-096	23130-118	23130-081				
14	47	2200	600	800	50	700	23130-097	23130-119	23130-082				
15	47	2200	600	1000	70	740	23130-098	23130-120	23130-084				
16	47	2200	800	800	150	500	23130-096	23130-118	23130-082				
Colour combinations													
							AlZn	verzinkt	AlZn				
17	29	1400	600	600	50	500	23130-096	23130-118	23130-081				
18	29	1400	600	800	50	700	23130-097	23130-119	23130-082				
19	33	1600	600	600	50	500	23130-096	23130-118	23130-081				
20	33	1600	600	800	50	700	23130-097	23130-119	23130-082				
21	38	1800	600	600	50	500	23130-096	23130-118	23130-081				
22	38	1800	600	800	50	700	23130-097	23130-119	23130-082				
23	38	1800	800	600	50	500	23130-096	23130-118	23130-081				
24	42	2000	600	600	50	500	23130-096	23130-118	23130-081				
25	42	2000	600	800	50	700	23130-097	23130-119	23130-082				
26	42	2000	600	1000	70	740	23130-098	23130-120	23130-084				
27	42	2000	800	600	50	500	23130-096	23130-118	23130-081				
28	42	2000	800	800	150	500	23130-096	23130-118	23130-082				
29	47	2200	600	600	50	500	23130-096	23130-118	23130-081				
30	47	2200	600	800	50	700	23130-097	23130-119	23130-082				
31	47	2200	600	1000	70	740	23130-098	23130-120	23130-084				
32	47	2200	800	800	150	500	23130-096	23130-118	23130-082				

# Cabinets – VARISTAR EMC ServicePLUS

## INTERIOR MOUNTING CABLE DUCTINGS

### ORDER INFORMATION

					Cable ducting with C-profile			Cable tie	Velcro	General components	
					C-rail for cabinet depth	C-rail for cabinet width	Slide nut	Cable shell			
<p>Completely in RAL 7021 (black grey)</p> <p>Colour combination RAL 7035 (light grey)/RAL 7021 (black grey)</p>					<p>01006109</p>	<p>01006107</p>	<p>01504054</p>	<p>vm009</p>	<p>01005078</p>	<p>01005079</p>	<b>Mechanics</b>  from page 3.2
					St, 1.5 mm, finish AlZn	St, 1.5 mm, finish AlZn	for C-rail	for C-rail or for cable support rail, for cable bundles of 42 ... 46 mm; further dimensions see page 1.66	plastic, 92 mm x 2.5 mm; further dimensions see page 1.68	black, length 300 mm	<b>Electrics</b>  from page 3.29
No.	Cabinet dimensions										
	U	mm	mm	mm	PU 2 pieces supplied loose	AlZn PU 2 pieces supplied loose	PU 10 pieces supplied loose	PU 10 pieces supplied loose	PU 25 pieces supplied loose	PU 10 pieces supplied loose	
<b>Completely in RAL 7021</b>					<b>AlZn</b>	<b>AlZn</b>					
1	29	1400	600	600	23130-086	<b>23130-333</b>	<b>21120-140</b>	<b>20114-731</b>	<b>20118-351</b>	<b>20118-624</b>	
2	29	1400	600	800	23130-087	<b>23130-333</b>	<b>21120-140</b>	<b>20114-731</b>	<b>20118-351</b>	<b>20118-624</b>	
3	33	1600	600	600	23130-086	<b>23130-333</b>	<b>21120-140</b>	<b>20114-731</b>	<b>20118-351</b>	<b>20118-624</b>	
4	33	1600	600	800	23130-087	<b>23130-333</b>	<b>21120-140</b>	<b>20114-731</b>	<b>20118-351</b>	<b>20118-624</b>	
5	38	1800	600	600	23130-086	<b>23130-333</b>	<b>21120-140</b>	<b>20114-731</b>	<b>20118-351</b>	<b>20118-624</b>	
6	38	1800	600	800	23130-087	<b>23130-333</b>	<b>21120-140</b>	<b>20114-731</b>	<b>20118-351</b>	<b>20118-624</b>	
7	38	1800	800	600	23130-086	<b>23130-334</b>	<b>21120-140</b>	<b>20114-731</b>	<b>20118-351</b>	<b>20118-624</b>	
8	42	2000	600	600	23130-086	<b>23130-333</b>	<b>21120-140</b>	<b>20114-731</b>	<b>20118-351</b>	<b>20118-624</b>	
9	42	2000	600	800	23130-087	<b>23130-333</b>	<b>21120-140</b>	<b>20114-731</b>	<b>20118-351</b>	<b>20118-624</b>	
10	42	2000	600	1000	23130-089	<b>23130-333</b>	<b>21120-140</b>	<b>20114-731</b>	<b>20118-351</b>	<b>20118-624</b>	
11	42	2000	800	600	23130-086	<b>23130-334</b>	<b>21120-140</b>	<b>20114-731</b>	<b>20118-351</b>	<b>20118-624</b>	
12	42	2000	800	800	23130-087	<b>23130-334</b>	<b>21120-140</b>	<b>20114-731</b>	<b>20118-351</b>	<b>20118-624</b>	
13	47	2200	600	600	23130-086	<b>23130-333</b>	<b>21120-140</b>	<b>20114-731</b>	<b>20118-351</b>	<b>20118-624</b>	
14	47	2200	600	800	23130-087	<b>23130-333</b>	<b>21120-140</b>	<b>20114-731</b>	<b>20118-351</b>	<b>20118-624</b>	
15	47	2200	600	1000	23130-089	<b>23130-333</b>	<b>21120-140</b>	<b>20114-731</b>	<b>20118-351</b>	<b>20118-624</b>	
16	47	2200	800	800	23130-087	<b>23130-334</b>	<b>21120-140</b>	<b>20114-731</b>	<b>20118-351</b>	<b>20118-624</b>	
<b>Colour combinations</b>					<b>AlZn</b>	<b>AlZn</b>					
17	29	1400	600	600	23130-086	<b>23130-333</b>	<b>21120-140</b>	<b>20114-731</b>	<b>20118-351</b>	<b>20118-624</b>	
18	29	1400	600	800	23130-087	<b>23130-333</b>	<b>21120-140</b>	<b>20114-731</b>	<b>20118-351</b>	<b>20118-624</b>	
19	33	1600	600	600	23130-086	<b>23130-333</b>	<b>21120-140</b>	<b>20114-731</b>	<b>20118-351</b>	<b>20118-624</b>	
20	33	1600	600	800	23130-087	<b>23130-333</b>	<b>21120-140</b>	<b>20114-731</b>	<b>20118-351</b>	<b>20118-624</b>	
21	38	1800	600	600	23130-086	<b>23130-333</b>	<b>21120-140</b>	<b>20114-731</b>	<b>20118-351</b>	<b>20118-624</b>	
22	38	1800	600	800	23130-087	<b>23130-333</b>	<b>21120-140</b>	<b>20114-731</b>	<b>20118-351</b>	<b>20118-624</b>	
23	38	1800	800	600	23130-086	<b>23130-334</b>	<b>21120-140</b>	<b>20114-731</b>	<b>20118-351</b>	<b>20118-624</b>	
24	42	2000	600	600	23130-086	<b>23130-333</b>	<b>21120-140</b>	<b>20114-731</b>	<b>20118-351</b>	<b>20118-624</b>	
25	42	2000	600	800	23130-087	<b>23130-333</b>	<b>21120-140</b>	<b>20114-731</b>	<b>20118-351</b>	<b>20118-624</b>	
26	42	2000	600	1000	23130-089	<b>23130-333</b>	<b>21120-140</b>	<b>20114-731</b>	<b>20118-351</b>	<b>20118-624</b>	
27	42	2000	800	600	23130-086	<b>23130-334</b>	<b>21120-140</b>	<b>20114-731</b>	<b>20118-351</b>	<b>20118-624</b>	
28	42	2000	800	800	23130-087	<b>23130-334</b>	<b>21120-140</b>	<b>20114-731</b>	<b>20118-351</b>	<b>20118-624</b>	
29	47	2200	600	600	23130-086	<b>23130-333</b>	<b>21120-140</b>	<b>20114-731</b>	<b>20118-351</b>	<b>20118-624</b>	
30	47	2200	600	800	23130-087	<b>23130-333</b>	<b>21120-140</b>	<b>20114-731</b>	<b>20118-351</b>	<b>20118-624</b>	
31	47	2200	600	1000	23130-089	<b>23130-333</b>	<b>21120-140</b>	<b>20114-731</b>	<b>20118-351</b>	<b>20118-624</b>	
32	47	2200	800	800	23130-087	<b>23130-334</b>	<b>21120-140</b>	<b>20114-731</b>	<b>20118-351</b>	<b>20118-624</b>	

**Mechanics**  

from page 3.2

**Electrics**  

from page 3.29

**Power distribution**  

from page 3.50

**Climate control**  

from page 4.0

## North America

Warwick, RI, USA

Tel +1.800.525.4682

San Diego, CA, USA

Tel +1.800.854.7086

## Europe, Middle East & India

Straubenhardt, Germany

Tel +49 7082 794 0

Betschdorf, France

Tel +33 3 88 90 64 90

Warsaw, Poland

Tel +48 22 209 98 35

Hemel Hempstead,

Great Britain

Tel +44 1442 24 04 71

Lainate, Italy

Tel +39 02 932 714 1

Dubai, United Arab Emirates

Tel +971 4 37 81 700

Bangalore, India

Tel +91 80 67152000

Istanbul, Turkey

Tel +90 216 250 7374

## Asia Pacific

Shanghai, China

Tel +86 21 2412 6943

Singapore

Tel +65 6768 5800

Shin-Yokohama, Japan

Tel +81 45 476 0271

Our powerful portfolio of brands:

**CADDY ERICO HOFFMAN RAYCHEM SCHROFF TRACER**



[nVent.com/SCHROFF](https://www.nVent.com/SCHROFF)