

UNO-3285C

Intel® Core™ i7/Celeron G3902E Automation Computer with 4 PCI(e) expansion slots, 2 x GbE, 2 x mPCIe, HDMI, DVI-I

NEW



Features

- Intel® 6th Gen Core™ i7-6822EQ Quad Core Processor with 8GB DDR4 Memory
- Intel® Celeron G3902E Dual Core Processor with 4GB DDR4 Memory
- 2 x GbE, 6 x USB 3.0, 2 x RS-232/422/485, 1 x DVI-I, 1 x HDMI
- 2 x PCIe x8, 2 x PCI, 2 x mPCIe (2 x full), 1x CFast slot, 1 x mSATA slot (optional)
- Dual storage support
- Supports Fieldbus Protocol by iDoor Technology
- Dual power input for power redundancy
- Front LED indicator design for monitoring system status

Introduction

The high-performance fanless control cabinet PC UNO-3285C equipped with a Intel® 6th Gen Core™ i7/Celeron G3902E processor and QM170 PCH chipset, rich I/O including 6 x USB 3.0, 2 x GigaLAN, 2 x RS-232/422/485 as well as DVI-I and HDMI display interfaces, UNO-3285C is designed to deliver high-performance computing and maximum flexibility for industrial automation applications. The provision of up to 4 expansion slots (2 x PCIe x8, 2 x PCI) supports the integration of modular peripherals and ensures flexible installation in diverse cabinet configurations. In addition to an exchangeable RTC battery that can be accessed via the removable top cover for convenient maintenance, the system features dual power inputs that ensure a stable power supply.

Specifications

General

- Certification** CE, UL, CCC, FCC, BSMI
- Dimensions (W x D x H)** 196.6 x 238 x 177 mm (7.9" x 9.4" x 7")
- Form Factor** Regular Size
- Mounting** Stand mount
- Weight (Net)** 4.7 kg (10.3 lbs)
- Power Requirements** 10-36 V_{DC}
- Power Consumption** 90W (Typical @ 24V); 133W (Max. @ 24V)
- OS Support** WIN7/8, WES7, Win10 Ent. LTSB, AdvLinuxTU

System Hardware

- BIOS** AMI UEFI 128Mbit Flash BIOS
- Watchdog Timer** Programmable 255 levels timer interval, from 1 to 255 sec
- Processor** Intel® Core™ i7-6822EQ 2.0GHz Quad Core, 8MB L2 (UNO-3285C-674AE)
Intel® Celeron G3902E 1.6GHz Dual Core, 2MB (UNO-3285C-6C3AE)
- System Chip** Intel QM170
- Memory** Built-in 8GB DDR4 2133 MHz, two sockets support up to 32GB, UNO-3285C-674AE
Built-in 4GB DDR4 2133 MHz, two sockets support up to 32GB, UNO-3285C-6C3AE
- Graphics Engine** Intel HD Graphics
- Ethernet** LAN A: Intel® i210-IT GbE, IEEE802.1AS, 802.3az
LAN B: Intel® i219-LM GbE, Intel® AMT, IEEE802.1AS, 802.3az
- LED Indicators** LEDs for Power, LAN, COM (Tx/Rx), battery and HDD
- Storage** One mSATA slot; One CFast slot (sh)
Two 2.5" SATA HDD/ SSD (Compatible with 9.5mm height HDD)
- Expansion** 2 Full-size mPCIe 2 x PCIe x8, 2 x PCI (Optional by project: 4 x PCI)

I/O Interfaces

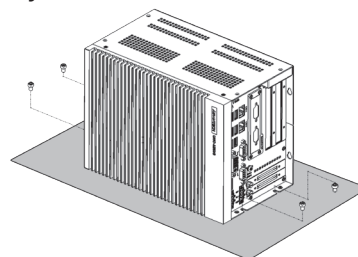
- Serial Ports** 2 x RS-232/422/485 with DB9 connectors
RS-485 auto flow control, 50~115.2kbps
- LAN Ports** 2 x RJ45, 10/100/1000 Mbps IEEE 802.3u 1000Base-T Fast Ethernet
- USB Ports** 6 x USB 3.0 Ports
- Displays** 1 x DVI-I, supports 1920 x 1080 @ 60Hz 24bpp
1 x HDMI 1.4a, supports 1920 x 1080 @ 60Hz 24bpp
- Power Connector** 3 Pin, terminal Block to support dual power input

Environment

- Operating Temperature** -20 ~ 60°C (-4 ~ 140°F) with 0.7m/s airflow environment
- Storage Temperature** -40 ~ 85°C (-40 ~ 185°F)
- Relative Humidity** 10 ~ 95% RH, non-condensing
- Shock Protection** Operating, IEC 60068-2-27, 50G, half sine, 11ms (SSD)
- Vibration Protection** Operating, IEC 60068-2-64, 2Grms, random, 5 ~ 500Hz, 1hr/axis (SSD)

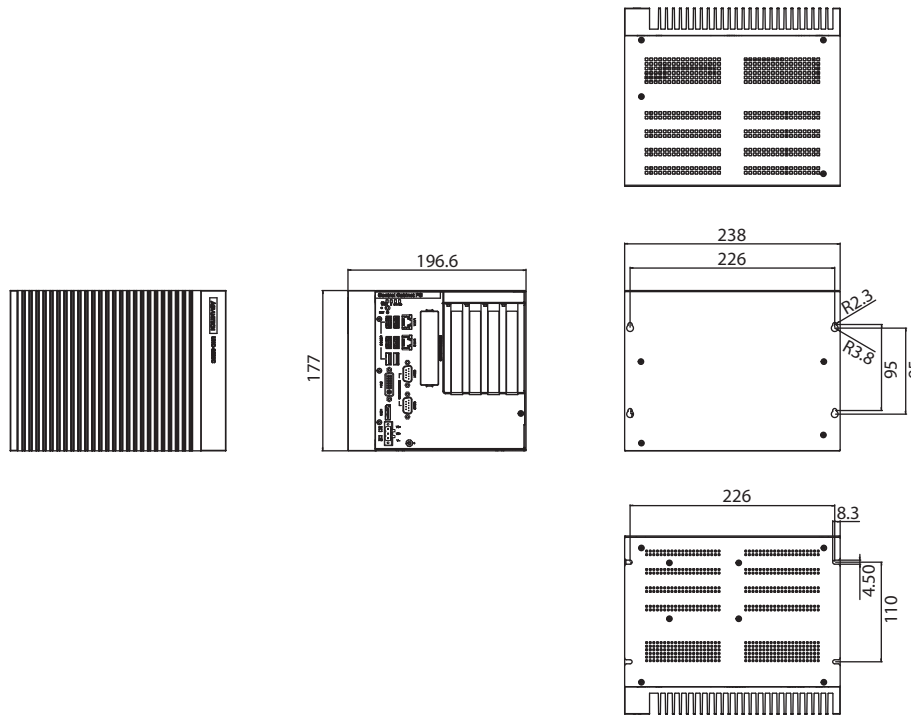
Installation Scenario

Stand mount only

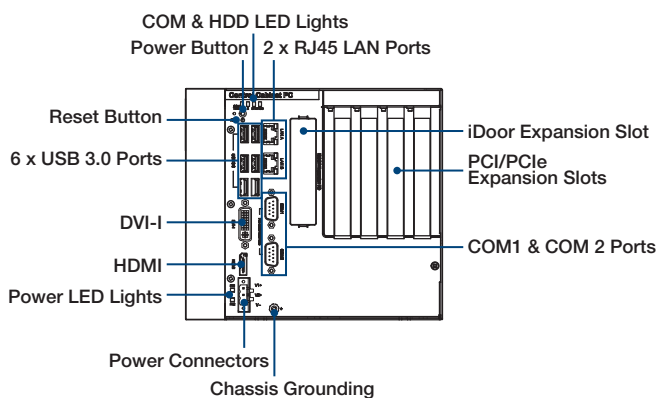


Dimensions

Unit: mm



I/O View



Ordering Information

- **UNO-3285C-674AE** Intel Core™ i7-6822EQ 2.0GHz, 8GB, 2 x LAN, 2 x PCIe x8, 2 x PCI, 2 x Full-size mPCIe
- **UNO-3285C-6C3AE** Intel Celeron G3902E 1.6 GHz, 4GB, 2 x LAN, 2 x PCIe x8, 2 x PCI, 2 x Full-size mPCIe

Optional Expansion Type

P/N	Support Model	Expansion Type
9893U20500E	UNO-3285G/ 3285C	4 x PCI slot

* By project support

iDoor Modules

- **PCM-2300MR-AE** MR4A16B, MRAM, 2 MByte, mPCIe
- **PCM-24R2PE-AE** Intel i350, GbE, PoE IEEE 802.3af, PD, RJ45 x 2
- **PCM-24S2WF-BE** 802.11 a/b/g/n/ac 2T2R w/BT4.1, Atheros QCA6174A
- **PCM-26D2CA-AE** SJA1000 CANbus, CANopen, DB9 x 1
- **PCM-24D2R4-BE** 2-Ports Isolated RS-422/485 mPCIe, DB9
- **PCM-24D2R2-BE** 2-Ports Isolated RS-232 mPCIe, DB9
- **PCM-24D4R4-BE** 4-Ports Non-Isolated RS-422/485 mPCIe, DB37
- **PCM-24D4R2-BE** 4-Ports Non-Isolated RS-232 mPCIe, DB37
- **PCM-27D24DI-AE** 24-Channels Isolated Digital I/O with counter mPCIe, DB37
- **PCM-24R1TP-AE** 1-Port Gigabit Ethernet, Intel® 82574L, mPCIe, RJ45

Optional Accessories

- **96PSA-A150W24T2** 150W AC to DC power adapter
- **1702002600** Power Cable US Plug 1.8 M
- **1702002605** Power Cable EU Plug 1.8 M
- **1702031801** Power Cable UK Plug 1.8 M
- **1700000596** Power Cable China/Australia Plug 1.8 M
- **9893UH04000** Trusted Platform Module 2.0 (support from BIOS v1.17)

Embedded O/S

- **2070015316** Img WIN10ENT 2016LTSB V6.01B056 UNO-328xG (i7)
- **2070015317** Img WIN10ENT 2016LTSB V6.01B056 UNO-328xG (i5/i3)
- **20703WX9HS0011** Img W10 LTSC 2019 x64 V6.04 B046 UNO-328xG (i7)
- **20703WX9VS0012** Img W10 LTSC 2019 x64 V6.04 B046 UNO-328xG (i3/i5)
- **20703LLU1S0003** Image AdvLinuxTu V1.0.5 x86 for UNO-328xG
- **20703LLU1S0004** Image AdvLinuxTu V1.0.5 x64 for UNO-328xG
- **20703WE7PS0024** Img WS7P x86 MUI V4.19 B009 for UNO-328xG