

**V-SERIES COMPACT AIR CONDITIONERS**


**VA06 Indoor Model**  
400 and 600 Watts

**INDUSTRY STANDARDS**

IP 56 Internal Air Loop  
IP 34 External Air Loop  
CE  
EAC

**APPLICATION**

- Industrial drive enclosures
- Automotive assembly systems
- Packaging equipment
- Material handling
- Other process control systems

**FEATURES**

- Coated coils for filterless operation in most manufacturing environments
- Convenient quick-fastening terminal block for easy power connections
- Built-in installation hooks on the back of the unit
- Passive condensate management system
- Indoor operating temperature range from 20°C to 55°C
- IP 56 protection against dust and water infiltration
- Reliable mechanical thermostat to reduce the chance of failure
- Digital display and malfunction switch optional
- All-metal shroud for rugged factory conditions
- Exterior surface mounting standard
- Partial recessed mounting options
- Full-size cutout print included with every unit
- Easy access to the optional aluminum filter and other components
- Every unit functionally tested prior to leaving the factory
- R134A earth-friendly refrigerant and RoHS compliant
- Outdoor AC models also include:
  - Malfunction Switch
  - Compressor heater
  - Compressor head pressure control
  - Enclosure heater 2000W
  - Corrosion resistant components
  - Operating temperature range -40°C to 55°C

**SPECIFICATIONS**

- 400 and 600 nominal watts
- 230 VAC 50 Hz power input with +/-10 percent operating range
- CE and EAC certifications

**FINISH**

- RAL 7035 light-gray, semi-textured powder-coat paint standard
- Other colors and textures available upon request

**NOTES**

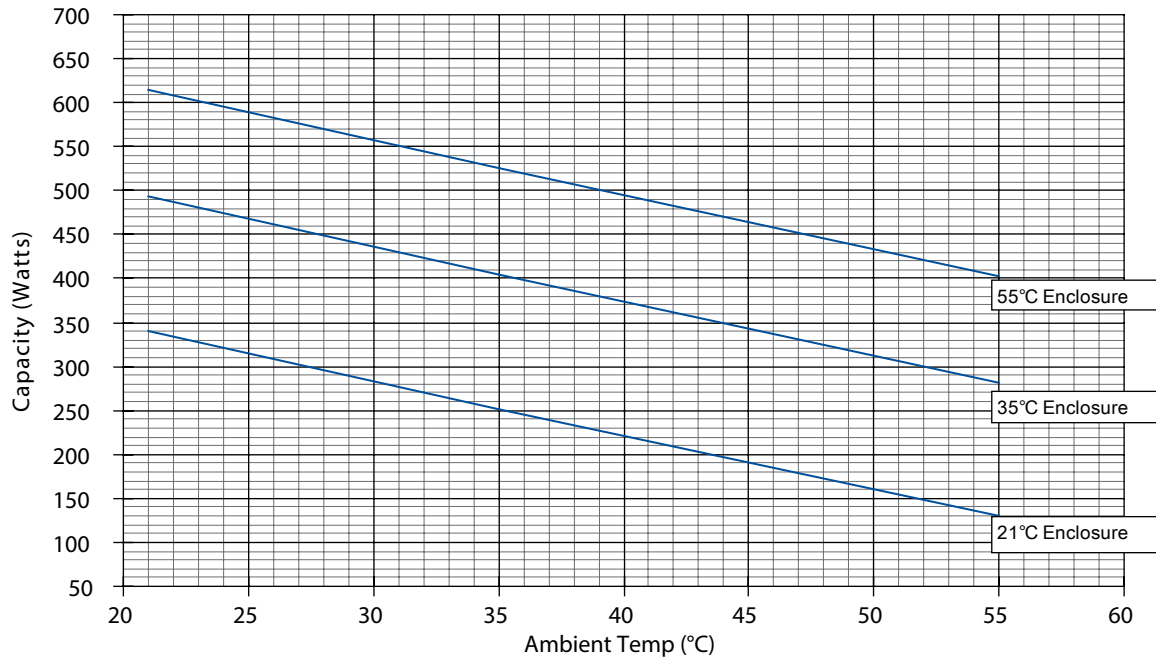
Visit [www.pentairprotect.com/hoffman](http://www.pentairprotect.com/hoffman) to download 2D and 3D CAD drawings into the overall design of your electronic system.

Performance Data **400 W, 600 W**

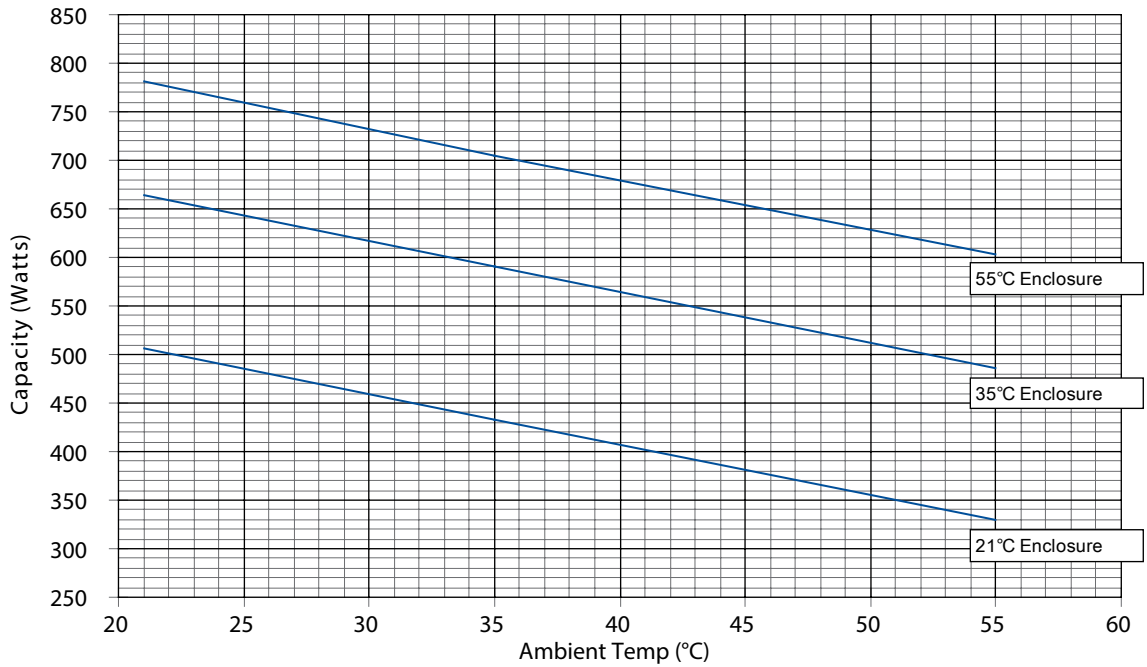
<b>MODEL NUMBER</b>		
Indoor Model	VA060325G052A	VA060625G052A
Indoor Model Partial Recessed Mount	VA060325G053A	VA060625G053A
Indoor Model with Display and Malfunction Switch	VA060325G059A	VA060625G059A
<b>COOLING PERFORMANCE:</b>		
Nominal:		
L35 L35		
<b>Watt</b>	400	590
L35 L50		
<b>Watt</b>	310	510
Refrigerant	R134a	R134a
Refrigerant Charge (g)	100	150
Operating Temperature Range:		
Maximum (°C)	55	55
Minimum (°C)	20	20
Airflow at 0 Static Pressure:		
Internal loop (m <sup>3</sup> /h)	115	180
External loop (m <sup>3</sup> /h)	325	270
Duty Cycle	100%	100%
<b>ELECTRICAL DATA</b>		
<b>Rated Voltage</b>	<b>230</b>	<b>230</b>
Frequency (Hz)	50	50
Operating Range	+/-10%	+/-10%
Max. Power Consumption L35 L35 (Watt)	225	420
Max. Power Consumption L35 L50 (Watt)	285	505
Max. Nominal Current (Amp)	1.5	2.8
Starting Current (Amp)	7	16
Pre-fuse T (Amp)	10	10
Agency Approvals	CE EAC	CE EAC
Power Input Description	Terminal Block	Terminal Block
<b>PERFORMANCE FACTOR L35 L35</b>		
Cooling Performance (Watt)/ Power Consumption (watt)	1.8	1.4
<b>PERFORMANCE FACTOR L35 L50</b>		
Cooling Performance (Watt)/ Power Consumption (watt)	1.1	1.0
<b>ENCLOSURE PROTECTION</b>		
IP Code	IP 56 Internal loop IP34 External loop	IP 56 Internal loop IP34 External loop
<b>CONTROLLER</b>		
Description	Basic Mechanical Thermostat	Basic Mechanical Thermostat
Thermostat Location	Enclosure Side	Enclosure Side
Factory Thermostat Setting (°C)	35	35
<b>SOUND LEVEL</b>		
At 1 M	64 dBA	72 dBA
<b>UNIT CONSTRUCTION</b>		
Material	Galvanized Sheet Metal Standard	Galvanized Sheet Metal Standard
Finish	RAL 7035 light-gray, semi-textured powder-coat paint standard	RAL 7035 light-gray, semi-textured powder-coat paint standard
<b>UNIT DIMENSIONS</b>		
Height (mm)	508	508
Width (mm)	270	270
Depth (mm)	252	252
Weight (kg)	23	25

Performance Curves for 400 and 600 Watt Models

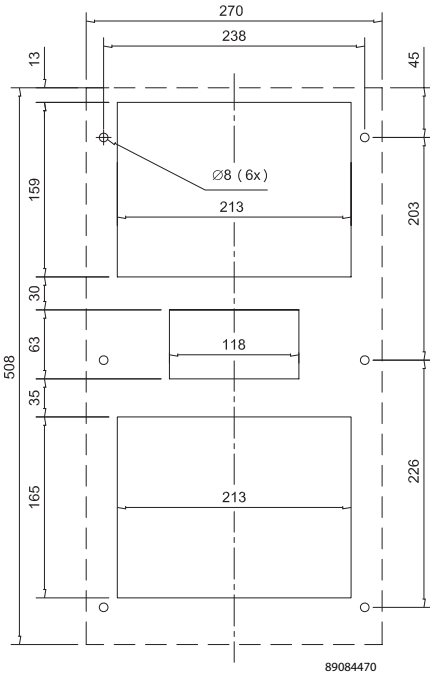
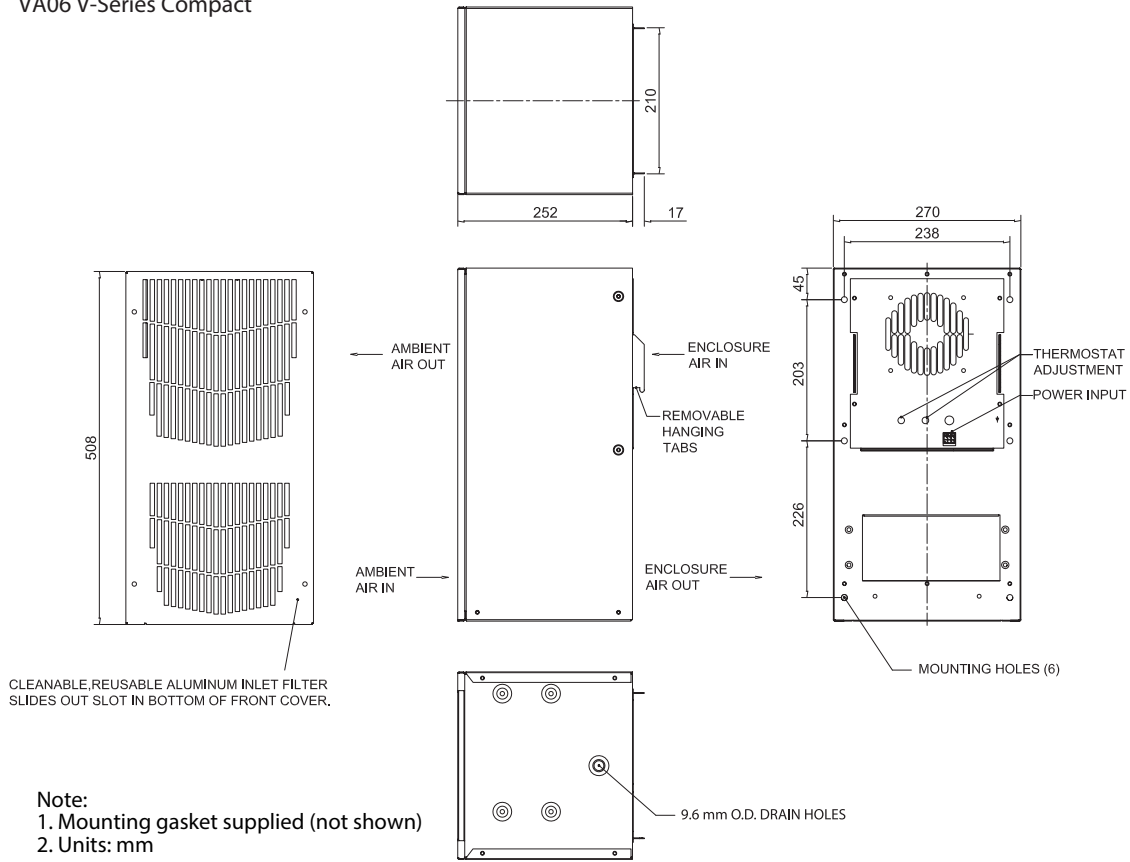
**VA060325GXXXA 400 Watt Capacity Curves 230V/50Hz**



**VA060625GXXXA 600 Watt Capacity Curves 230V/50Hz**

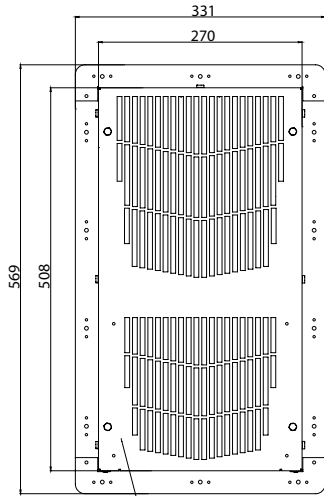
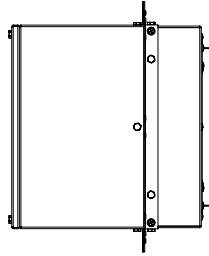


VA06 V-Series Compact



CUTOUT DIMENSIONS  
EXTERNAL SURFACE MOUNTING

VA06 V-Series Compact Partial Recessed



AMBIENT AIR OUT

AMBIENT AIR IN

ENCLOSURE AIR IN

ENCLOSURE AIR OUT

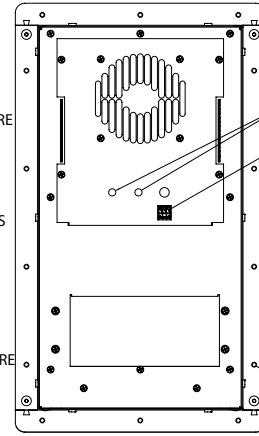
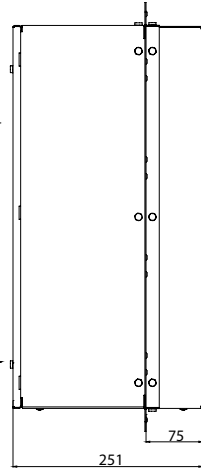
REMOVABLE HANGING TABS

THERMOSTAT ADJUSTMENT

POWER INPUT

MOUNTING BOLTS(14)

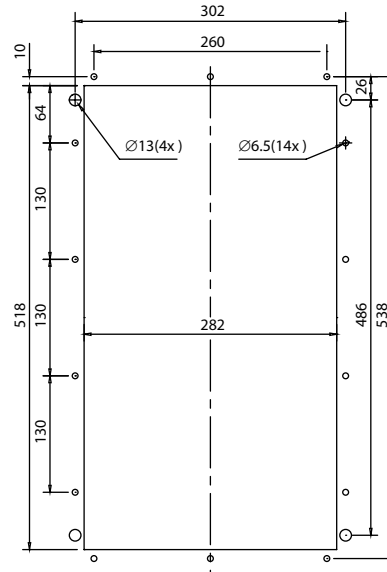
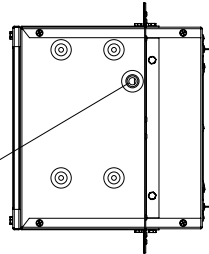
89104637



CLEANABLE, REUSABLE ALUMINUM INLET FILTER SLIDS OUT SLOT IN BOTTOM OF FRONT COVER.

Note:  
1. Mounting gasket supplied (not shown)  
2. Units: mm

ACCESS HOLE TO 9.6mm O.D DRAIN STUB



CUTOUT DIMENSIONS RECESSED MOUNTING

**Notes**