

# PWR-242

# PWR-243

# PWR-244

DIN-rail Power Supply

Panel Mount Power Supply


Panel Mount Power Supply



PWR-242



PWR-243



PWR-244



## Specifications

### Input

- Input Current 1.2 A max.
- Inrush Current (cold) 20 A/110 V<sub>AC</sub>  
40 A/220 V<sub>AC</sub>
- Input Frequency 47 ~ 63 Hz
- Input Voltage 90 ~ 264 V<sub>AC</sub> wide input range
- Short Protection

### Output

- Output Current 2.1 A max.
- Output Voltage +24 V<sub>DC</sub> ±10%
- Overload Protection

### General

- Certifications CE, UL
- Connectors Screw-terminal
- Dimensions (L x W x H) 181 x 113 x 60 mm  
(7.01" x 4.43" x 2.35")
- Enclosure Sheet metal
- MTBF 85,000 hrs
- Operating Temperature 0 ~ 50° C  
(32 ~ 122° F)

## Ordering Information

- PWR-242 DIN-rail Power Supply

## Specifications

### Input

- Input Current 1.4 A max.
- Inrush Current (cold) 20 A/110 V<sub>AC</sub>  
40 A/220 V<sub>AC</sub>
- Input Frequency 47 ~ 63 Hz
- Input Voltage 85 ~ 132 V<sub>AC</sub> Or  
170 ~ 264 V<sub>AC</sub>,  
(switchable)
- Short Protection

### Output

- Output Current 3 A max.
- Output Voltage +24 V<sub>DC</sub> ±10%
- Overload Protection

### General

- Certifications CE, UL
- Connectors Screw-terminal
- Dimensions (L x W x H) 128 x 97 x 40 mm  
(5" x 3.8" x 1.6")
- Enclosure Sheet metal
- MTBF 78,000 hrs
- Operating Temperature: 0 ~ 50° C  
(32 ~ 122° F)

## Ordering Information

- PWR-243 Panel Mount Power Supply

## Specifications

### Input

- Input Current 1.4 A max.
- Inrush Current (cold) 25 A/110 V<sub>AC</sub>  
50 A/220 V<sub>AC</sub>
- Input Frequency 47 ~ 63 Hz
- Input Voltage 100~240 V<sub>AC</sub>
- Short Protection

### Output

- Output Current 4.2 A max.
- Output Voltage +24 V<sub>DC</sub> ±10%
- Overload Protection

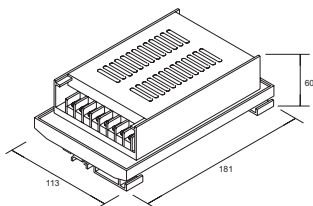
### General

- Certifications CE, UL
- Connectors Screw-terminal
- Dimensions (L x W x H) 198 x 99 x 35 mm  
(7.80" x 3.90" x 1.38")
- Enclosure Sheet metal
- MTBF 70,000 hrs
- Operating Temperature 0 ~ 50° C  
(32 ~ 122° F)

## Ordering Information

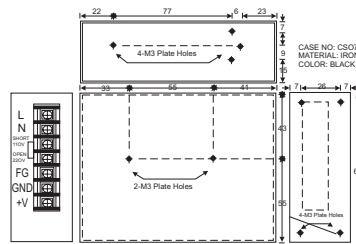
- PWR-244 Panel Mount Power Supply

## Dimensions



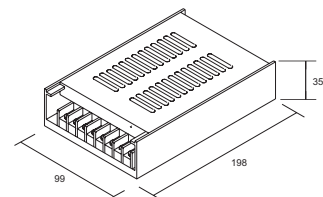
Unit: mm

## Dimensions



Unit: mm

## Dimensions



Unit: mm